

LCFF Budget Overview for Parents

Local Educational Agency (LEA) Name: Madera County Superintendent of Schools (Endeavor and Voyager Schools)

CDS Code: 20102070000000

School Year: 2024-25

LEA contact information:

Hugo Sanchez

Program Director - Career Alternative Education Services

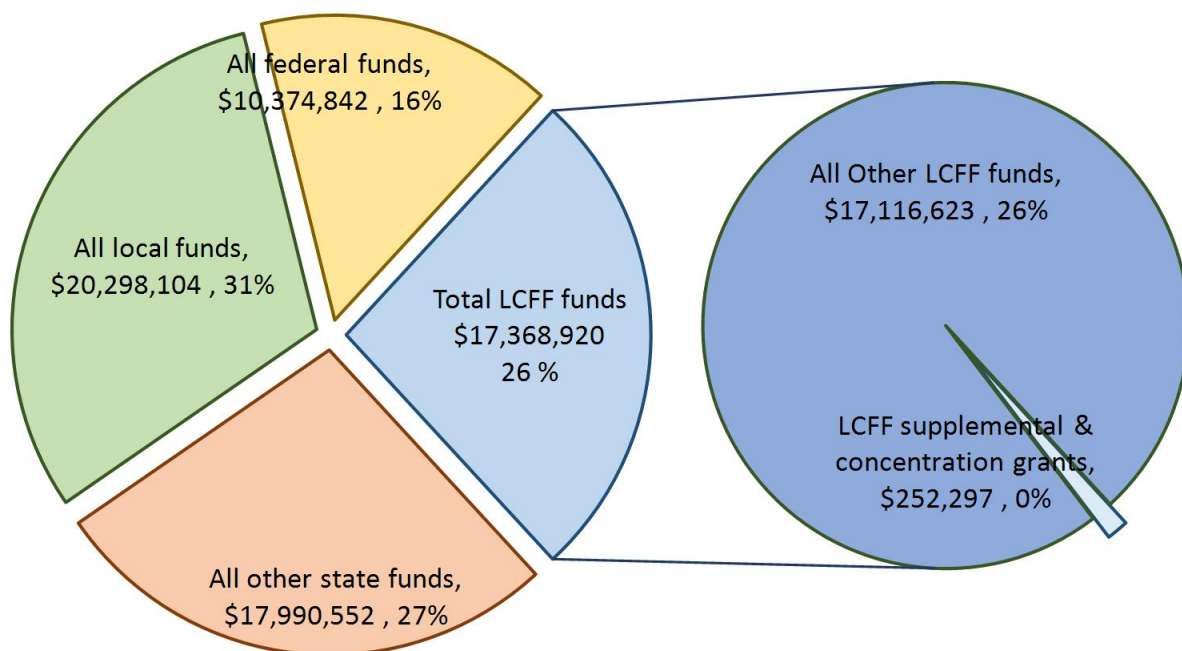
hsanchez@mcsos.org

(559) 662-6211

School districts receive funding from different sources: state funds under the Local Control Funding Formula (LCFF), other state funds, local funds, and federal funds. LCFF funds include a base level of funding for all LEAs and extra funding - called "supplemental and concentration" grants - to LEAs based on the enrollment of high needs students (foster youth, English learners, and low-income students).

Budget Overview for the 2024-25 School Year

Projected Revenue by Fund Source

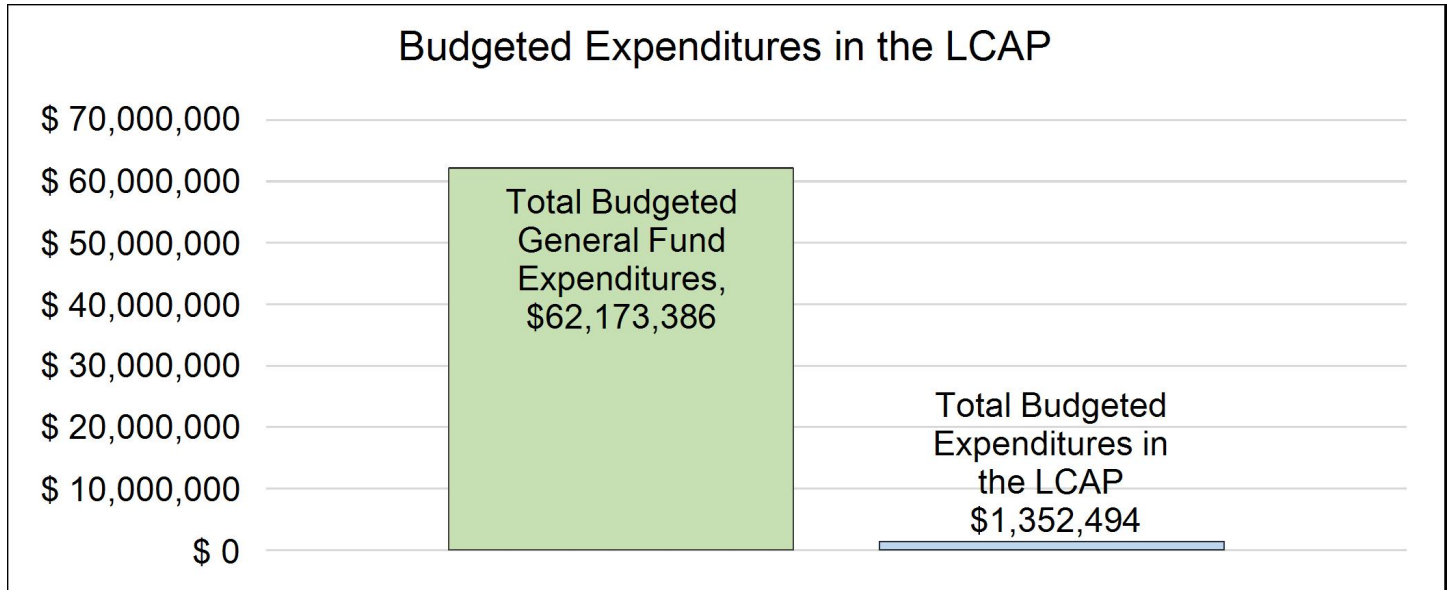


This chart shows the total general purpose revenue Madera County Superintendent of Schools (Endeavor and Voyager Schools) expects to receive in the coming year from all sources.

The text description for the above chart is as follows: The total revenue projected for Madera County Superintendent of Schools (Endeavor and Voyager Schools) is \$66,032,418, of which \$17,368,920 is Local Control Funding Formula (LCFF), \$17,990,552 is other state funds, \$20,298,104 is local funds, and \$10,374,842 is federal funds. Of the \$17,368,920 in LCFF Funds, \$252,297 is generated based on the enrollment of high needs students (foster youth, English learner, and low-income students).

LCFF Budget Overview for Parents

The LCFF gives school districts more flexibility in deciding how to use state funds. In exchange, school districts must work with parents, educators, students, and the community to develop a Local Control and Accountability Plan (LCAP) that shows how they will use these funds to serve students.



This chart provides a quick summary of how much Madera County Superintendent of Schools (Endeavor and Voyager Schools) plans to spend for 2024-25. It shows how much of the total is tied to planned actions and services in the LCAP.

The text description of the above chart is as follows: Madera County Superintendent of Schools (Endeavor and Voyager Schools) plans to spend \$62,173,386 for the 2024-25 school year. Of that amount, \$1,352,494 is tied to actions/services in the LCAP and \$60,820,892 is not included in the LCAP. The budgeted expenditures that are not included in the LCAP will be used for the following:

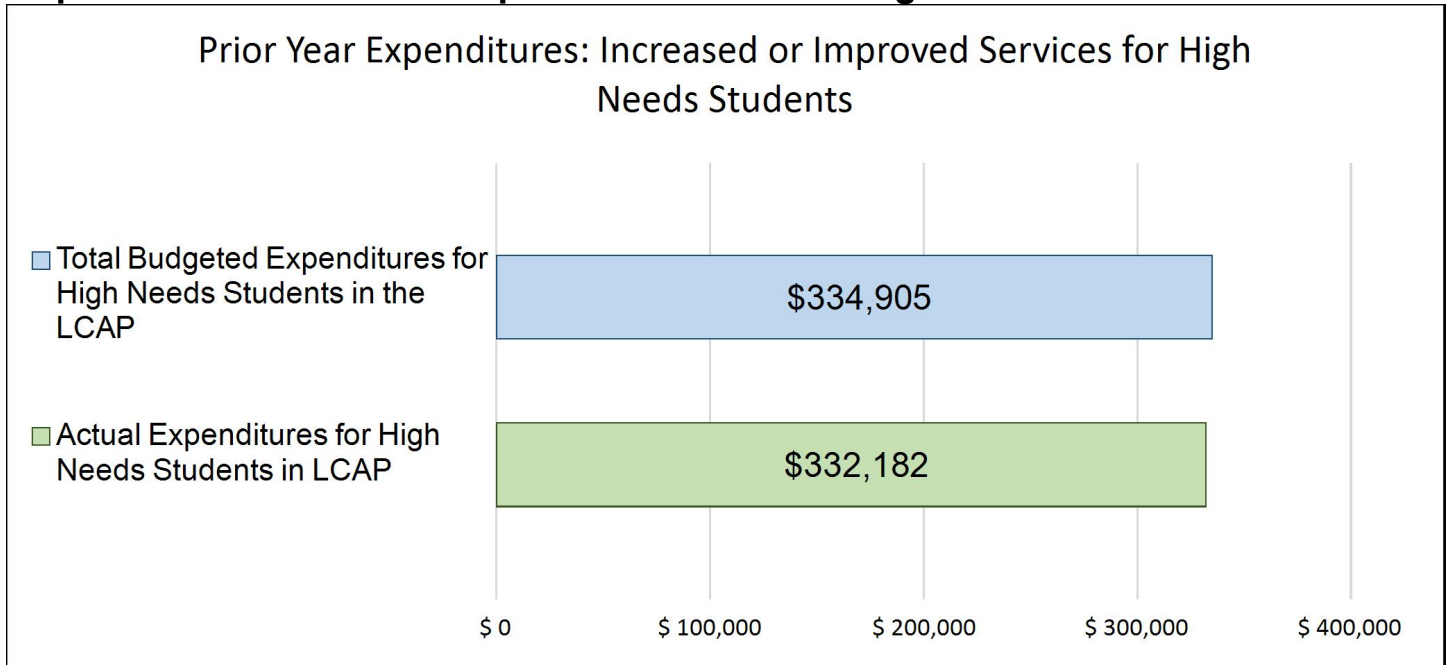
Total GF Budget is \$61,737,549 and of that total \$60,820,892 is not included (Restricted-\$25,078,005) \$4,541,943 Special Education \$220,580 ESSA COE, Differentiated Assistance \$3,143,937. STRS on Behalf (\$1,090,427) due to restricted programs county offices operate on a county-wide or regional bases. General operations of Human Resources, Info. Services, Business Services, Operations/Facilities and General Administration total \$52,715,584 and are also not included.

Increased or Improved Services for High Needs Students in the LCAP for the 2024-25 School Year

In 2024-25, Madera County Superintendent of Schools (Endeavor and Voyager Schools) is projecting it will receive \$252,297 based on the enrollment of foster youth, English learner, and low-income students. Madera County Superintendent of Schools (Endeavor and Voyager Schools) must describe how it intends to increase or improve services for high needs students in the LCAP. Madera County Superintendent of Schools (Endeavor and Voyager Schools) plans to spend \$312,046 towards meeting this requirement, as described in the LCAP.

LCFF Budget Overview for Parents

Update on Increased or Improved Services for High Needs Students in 2023-24



This chart compares what Madera County Superintendent of Schools (Endeavor and Voyager Schools) budgeted last year in the LCAP for actions and services that contribute to increasing or improving services for high needs students with what Madera County Superintendent of Schools (Endeavor and Voyager Schools) estimates it has spent on actions and services that contribute to increasing or improving services for high needs students in the current year.

The text description of the above chart is as follows: In 2023-24, Madera County Superintendent of Schools (Endeavor and Voyager Schools)'s LCAP budgeted \$334,905 for planned actions to increase or improve services for high needs students. Madera County Superintendent of Schools (Endeavor and Voyager Schools) actually spent \$332,182 for actions to increase or improve services for high needs students in 2023-24.

The difference between the budgeted and actual expenditures of \$-2,723 had the following impact on Madera County Superintendent of Schools (Endeavor and Voyager Schools)'s ability to increase or improve services for high needs students:

The total actual expenditures for actions to increase or improve services for high needs students in the 2024-25 LCAP is less than the budgeted expenditures due to overbudgeting for student textbooks and CTE supplies as fewer duplicate textbooks needed to be purchased for student use, and fewer supplies needing to be purchased for CTE class. However, our Low-Income students, English Learners, and Foster Youth did receive all of the increased/improved services as planned in the 23-24 LCAP.

2023–24 Local Control and Accountability Plan Annual Update

The instructions for completing the 2023–24 Local Control and Accountability Plan (LCAP) Annual Update follow the template.

Local Educational Agency (LEA) Name	Contact Name and Title	Email and Phone
Madera County Superintendent of Schools (Endeavor and Voyager Schools)	Hugo Sanchez Program Director - Career Alternative Education Services	hsanchez@mcsos.org (559) 662-6211

Goals and Actions

Goal

Goal #	Description
1	Endeavor/Voyager students will stay on course to graduate and qualify as prepared to be college and career ready through state adopted standards-based instruction.

Measuring and Reporting Results

Metric	Baseline	Year 1 Outcome	Year 2 Outcome	Year 3 Outcome	Desired Outcome for 2023–24
1. Percentage of teachers and staff attending professional development trainings.	100% of teachers and staff received ongoing professional development of 90 minutes embedded into the weekly instructional schedule throughout school year 20-21. In addition, teachers accessed additional professional development.	100% of teachers attended professional development trainings with CAES colleagues from MCIA and PTC led by MCSOS staff in the areas of Math, SEL and ELD. In addition, Madera County Behavioral Health provided professional learning on Mental Health First Aid.	100% of teachers participated in professional development trainings with CAES colleagues from MCIA and PTC led by MCSOS/CAES/FCSS staff in the areas of Math pedagogy and instructional practices, Multi-Tiered Systems of Support (MTSS), WASC Self-study and Social-Emotional Learning.	Currently, 100% of teachers have been involved in weekly professional development with other CAES teachers in the areas of math, WASC Self-Study, SEL, McKinney-Vento training, and Suicide Prevention Training.	100% of teachers and staff will participate annually in professional development on California Common Core State Standards in ELA, Mathematics, Social Science, and Science, either through MCSOS or other professional educational organizations
2. Average number of credits earned by credit-deficient students.	For school year 2020-21, 142 incarcerated students earned 586.5 credits for an average of 4.13 credits per student.	For school year 2021-22, 95 incarcerated students earned 525.5 credits for an average of 5.53 credits per student.	For school year 2022-23, 145 incarcerated students earned 1,139.5 credits for an average of 7.9 credits per student. (May 22, 2023)	As of January 29, 2024, 117 incarcerated students earned 757.25 credits for an average of 6.47 credits per student.	Increase the average number of credits earned by credit-deficient students.

Metric	Baseline	Year 1 Outcome	Year 2 Outcome	Year 3 Outcome	Desired Outcome for 2023–24
3. Number of students completing Individual Graduation Progress Plan and Career Assessment Survey.	Baseline data unavailable due to 2020-21 COVID-19 protocols for incarcerated youth.	Career Assessment survey to be given in Spring 2022. School Counselor meets with all graduating seniors to assist with college matriculation and financial aid applications.	20 students completed an Individual Transition/Progress Plan Survey. Access to CA Career Zone was made available February, 2023. However, due to technical difficulties with the program, students were unable to complete the survey as of May 19, 2023. School counselor meets with all seniors individually to assist with college matriculation and financial aid applications. Group meetings are held with all students to review post-secondary options.	21 students completed an Individual Transition/Progress Plan Survey. School counselor meets with all seniors individually to assist with college matriculation and financial aid applications. Group meetings are held with all students to review post-secondary options. Career Assessments will be conducted Spring 2024.	All Endeavor/Voyager students who are in longer than 15 days will receive an Individual Graduation Progress Plan and a career assessment survey.
4. Percentage of English Learner (EL) reclassifications.	0% of EL students have been reclassified in 2020-21.	0% of EL students were reclassified for SY 21-22	0% of EL students were reclassified as of Spring 2023.	0% of EL students were reclassified as of January 2024	10% of EL students will be reclassified annually.
5. Percentage of students with Instruction and materials aligned with Common Core State Standards (CCSS).	100% of students have access to standards based instruction and instructional materials in 2020-21.	100% of students have access to standards based instruction and instructional materials.	100% of students have access to standards based instruction and instructional materials.	100% of students have access to standards based instruction and instructional materials.	100% of students receive standards based instruction and instructional materials.

Metric	Baseline	Year 1 Outcome	Year 2 Outcome	Year 3 Outcome	Desired Outcome for 2023–24
6. Distance from Standard (DFS) standard as measured by SBAC.	SBAC data not available for baseline due to minimum cohort requirement of 11 students not met.	Results to be analyzed after SBAC Assessment given in Spring 2022.	SBAC data not available due to minimum cohort requirement of 11 students not met.	SBAC data not available due to minimum cohort requirement of 11 students not met.	Continue to increase SBAC scores annually to meet standard.
7. Number of students graduating with a high school diploma.	3 Students graduated in 2019-20.	In June 2022, 3 Endeavor and 5 Voyager students graduated.	As of May 2023, 6 Endeavor students graduated. Overall -- 37.5% Low-Income -- 37.5% [CA School Dashboard]	As of January 2024, 2 Endeavor students graduated.	All students fulfilling graduation requirements will receive a high school diploma from Endeavor/Voyager.
8. Number of students receiving academic intervention and supports.	All students with an IEP receive interventions and supports identified on their IEP in 2020-21.	All students with an IEP receive interventions and supports identified on their IEPs.	All students with an IEP receive interventions and supports identified on their IEPs, and all students receive Academic Acceleration support per i-Ready results.	All students with an IEP receive interventions and supports identified on their IEPs, and all students receive Academic Acceleration support per i-Ready results.	All students with an IEP will receive interventions identified on their IEP.
9. Percentage of students showing growth on i-Ready assessments in ELA and Math.	Baseline data unavailable due to 2020-21 COVID-19 protocols for incarcerated youth.	As indicated by results from i-Ready diagnostic 2 in January 2022 to Diagnostic 3 in Spring 2022, an increase of 6% of students were on grade level in ELA. No measurable growth indicated in	54.5% achieved a one or more grade level increase in ELA, and 60% a similar increase in Math.	Diagnostic results from i-Ready assessments completed in December 2023 yield 18% of students are performing at or above grade-level in Reading and 0% at grade level in Math. However, Math results	100% of Endeavor/Voyager students will show growth on i-Ready diagnostic assessments in ELA and Math.

Metric	Baseline	Year 1 Outcome	Year 2 Outcome	Year 3 Outcome	Desired Outcome for 2023–24
		Math from diagnostic 2 to 3 in 2022.		indicate 9% of students showed growth of at least one grade-level during the first semester.	
10. Number of students screened to qualify for modified graduation track or grade level reclassification.	All 11th and 12th grade students were screened in the 2020-21 school year.	30 students have been screened. Of those students, 18 were officially placed on an Assembly Bill/Modified Graduation track. Another 7 of the 30 were approved but were not placed on the modified graduation track either because they were released before we were able to do so or their guardian failed to attend the appointment. Of the currently enrolled students, 8 are on an AB graduation track.	25 students have been screened. Seven of those student were placed on a modified graduation track.	21 students have been screened. Four students were placed on a modified graduation track.	All students in 11th and 12th grades will be assessed or screened to determine qualification for grade level reclassification or modified graduation requirements.
11. Number of students enrolled in Career Technical Education (CTE) introductory welding course.	0 students accessed virtual welding course during 2020-21 school year due to COVID-19 protocols for incarcerated youth.	Currently, there are 8 students in the Cadet Academy who are enrolled in the Introduction to Welding course.	As of March 2023, 14 students in the Cadet Academy enrolled and completed the Introduction to Welding course.	As of January 2024, 6 students in the Cadet Academy enrolled and completed the Introduction to Welding course.	The number of students in the Cadet Academy taking virtual welding course will increase annually.
12. Percentage of teachers appropriately	100% of teachers are appropriately	100% of teachers are appropriately	100% of teachers are appropriately	100% of teachers are appropriately	Maintain 100% of teachers being

Metric	Baseline	Year 1 Outcome	Year 2 Outcome	Year 3 Outcome	Desired Outcome for 2023–24
credentialed and assigned	credentialed in 2020-21.	credentialed in 2021-22.	credentialed in 2022-23.	credentialed in 2023-24.	appropriately credentialed.
13. Percentage of teachers trained in Multi-Tiered Systems of Support (MTSS)	MTSS PD to begin in SY 2022-23	New metric for 2022-23 LCAP.	100% of teachers have participated in MTSS training.	100% of teachers have participated in MTSS training during previous year. New training will resume Spring of 2024.	100% of all teachers trained in MTSS

Goal Analysis

An analysis of how this goal was carried out in the previous year.

A description of any substantive differences in planned actions and actual implementation of these actions.

Action 1.1 - MCSOS was successful in providing professional development for all instructional staff that focused on Math pedagogy and instructional practices, Multi-Tiered Systems of Support (MTSS), WASC Self-study and Social-Emotional Learning during 30 of the 39 designated staff meeting days. Additionally, one teacher also participated in self-selected professional development activities from organizations in addition to those provided by MCSOS. The robust offerings from MCSOS in the last few years have significantly lessened the need for teachers to seek outside professional development opportunities.

Action 1.2 – MCSOS was successful in purchasing and providing Edgenuity for credit recovery and A-G course offering purposes, with teachers and instructional assistants providing additional support. Counselors and administrators ensure academic records were obtained and kept current.

Action 1.3 - This action was successfully implemented as planned. The school counselor met with all seniors individually to assist with college matriculation and financial aid applications. Group meetings were held with all students to review post-secondary options.

Action 1.4 - Completing the process to reclassify English Learners to Fluent English Proficient (RFEP) remains a challenge for the MCSOS Endeavor/Voyager educational staff due to the limited time that most students are enrolled in the school (average stay for an incarcerated student is 24 days) and delays in receiving assessment/progress information from prior schools, causing issues of assessment timing and data tracking. Our success in this area is maintaining awareness of best practices by ensuring a teacher regularly attends the CAES ELD network of planning and sharing best practices.

Action 1.5 - The MCSOS has provided Endeavor/Voyager students with high-quality, standards-aligned instructional support materials in ELA, Math, ELD, Social Science, and Science. Success in this action include supplemental texts, SAVVAS (Social Sciences), StudySync books and software and other online software/curriculum.

Action 1.6 - Endeavor/Voyager staff generally provided instruction and instructional materials to support SED students' academic growth, as planned. The staff was successful in continuing disaggregation of students' assessment data, including i-Ready results, to plan instruction and classwork. MCSOS also provided professional learning on using math data, provided by Fresno County Superintendent of Schools, and will continue into next year. Due to the turnover of students and the frequent lack of comparative assessment data, having sufficient information to plan can be a challenge.

Action 1.7 - This action to maintain students on track for graduation was generally implemented as planned. The Academic Counselor facilitated regular credit evaluations so that teachers could assign appropriate coursework. All students enrolled in Endeavor/Voyager at least 15 days were eligible to earn partial credits, which were forwarded to home districts upon release. An Aftercare Liaison assisted 56 returning students to home districts for the purposes of reengagement and support through graduation. The counseling specialist attempted to maintain communication with home districts of all students enrolled in Endeavor/Voyager to ensure appropriate credits are assigned and minimize loss of credits toward graduation. The greatest challenge in implementation was securing prompt communication from home districts, who did not always respond to requests or messages in a timely manner.

Action 1.8 - The MCSOS was successful in ensuring that all students with IEPs received appropriate instructional accommodations. The RSP teacher met individually or in small groups with all students with IEPs. Regular communication between core academic teachers and RSP teacher ensured identified students received appropriate support.

Action 1.9 - i-Ready was successfully used to provide individually prescribed lessons to support sub-skill weaknesses for each student. Teachers assigned i-Ready lessons as part of the required classwork to increase academic proficiency. Instructional assistants supported low-performing students. Additional instructional materials were purchased to support classroom instruction. An additional teacher supported low-performing SED students with additional periods of weekly math instruction. The challenge remains in being able to assess academic growth when many students are enrolled for a brief period of time (average 24 days for incarcerated youth).

Action 1.10 - Implementation of a system to base students' progress toward graduation based on credits rather than years in high school was successfully accomplished. The primary challenge to successful credit recovery and keeping students on-track to graduate is low stability rates for students that interrupt credit recovery efforts. Academic counselors screened students to determine qualification for modified graduation requirements; if program requirements were met, appropriate courses were assigned; and records were updated to ensure enrollment in appropriate courses. However, the challenge of student transiency rates that interrupt credit recovery stymied many of those efforts to facilitate completion of graduation requirements.

Action 1.11 - MCSOS was successful in making virtual welders available to obtain academic credit toward meeting high school graduation requirements for Endeavor/Voyager students, along with additional Edgenuity CTE courses, to allow students the opportunity to earn CTE credits.

Action 1.12, 1.13 - Maintaining a low teacher ratio (8 to 1) was successfully accomplished.

Action 1.14 - While the data in the metrics section show that one of our three teachers as miss-assigned, the data that MCSOS is now required to use is from 2022-23. We are now successfully maintaining three full-time teachers who are appropriately credentialed and assigned.

Action 1.15 - Implementation of the MTSS successfully continued this year as part of our professional development, including a teacher attending training and being part of the CAES MTSS Team.

An explanation of material differences between Budgeted Expenditures and Estimated Actual Expenditures and/or Planned Percentages of Improved Services and Estimated Actual Percentages of Improved Services.

Action 1.1 - Over budgeted; no teachers chose to take advantage of the opportunity for a self-selected, targeted professional learning course.
Action 1.5 -Over budgeted; the cost of the supplemental materials needed was less than anticipated.

Action 1.6 - Under budgeted; the i-Ready expenses listed in this action were budgeted to 1.9 but was expended to fulfill that element of this action, so are shown in the estimated actuals.

Action 1.9 - Over budgeted; Also, some of the expenditures for Action 1.6 had been assigned to this action but, in the estimated actual expenditures, are shown in 1.6.

Action 1.11 - Over budgeted; fewer virtual welding course supplies and certifications were needed than that for which we planned. Action 1.15 - Over budgeted; the cost of the professional development activities was less than expected.

An explanation of how effective or ineffective the specific actions were in making progress toward the goal during the three-year LCAP cycle.

Action 1.1 - We believe that this action was effective, as evidenced by all staff participating in several professional development activities.

Action 1.2 and 1.7 – Both of these actions focus on accelerating credit recovery. For school year 2023-24, 145 incarcerated students earned 1,139.5 credits for an average of 7.9 credits per student, which verifies that those actions have had a positive impact on students' progress toward graduation.

Actions 1.2, 1.7, and 1.10 - Both actions 1.2 and 1.7 focus on accelerating credit recovery. For school year 2023-24, 145 incarcerated students earned 1,139.5 credits for an average of 7.9 credits per students, which verifies that those actions have had a positive impact on students' progress toward graduation. The purpose of action 1.10 was to reclassify qualifying students based on credits earned as opposed to years in high school. During the 2023-24 school year, seven students were reclassified and placed on a modified graduation track. Our program's graduation rate is 37.5% due to the high transiency of our students. However, we know that the efforts made to provide our

students with opportunities for credit recovery and a modified graduation track have improved their chances of graduating from their home schools, therefore deeming these actions effective in meeting program goals.

Action 1.3 - Twenty students completed an Individual Transition/Progress Plan Survey, a significant number considering many stay less than 15 days. While the MCSOS intends to continue to increase this number, it shows that we can be effective in supporting students to become more future-oriented and develop an educational plan.

Action 1.4 - Our data reflects a 0% reclassification rate. However, reclassifying students remains challenging due to the limited time that most students are enrolled in the school (average stay for an incarcerated student is 24 days) and delays in receiving assessment/progress information from prior schools, causing issues of assessment timing and data tracking. Despite these challenges, our Bilingual Coordinator successfully ensures that our teachers maintain awareness of best practices for our EL students through regular attendance at the CAES ELD network of planning and sharing best practices. Therefore, this action is deemed effective for the purposes of our program.

Action 1.5 - All students have access to high-quality, standards-aligned instructional support materials in ELA, Math, ELD, Social Science, and Science, including online materials, indicating that this action has been effective in reaching that metric.

Actions 1.6, 1.9, 1.12, 1.15 - Collectively, the fundamental purpose of these actions is to support increased academic achievement in ELA and Math as measured in i-Ready. Of the students with comparative scores -- meaning they spent sufficient time in the program to be assessed twice -- 54.5% achieved a one or more grade level increase in ELA, and 60% a similar increase in Math. These scores confirm that these actions have been effective.

Action 1.8 - Because of the small sample size, we cannot report academic data for our students with IEPs. This action was effective in ensuring that all students with IEPs received appropriate instructional accommodations. and academic support.

Action 1.11 - MCSOS was successful in making virtual welders available to obtain CTE credit for Endeavor/Voyager students, along with Edgenuity to allow students the opportunity to earn CTE credits.

Action 1.13 - This action was effective as Endeavor/Voyager maintained three fulltime teachers who are highly qualified and appropriately credentialed and assigned.

Action 1.14 - As noted above, MCSOS successfully maintains three fulltime teachers for Endeavor/Voyager who are appropriately credentialed and assigned.

A description of any changes made to the planned goal, metrics, desired outcomes, or actions for the coming year that resulted from reflections on prior practice.

The metric “Percentage of students with Instruction and materials aligned with Common Core State Standards (CCSS)” changed to “Access to Standards-Aligned Materials and State Standards Implemented in All Classrooms”.

The metric “Number of students receiving academic intervention and supports” changed to “Percent of Special Education students receiving academic intervention and supports.”

The metric “California School Dashboard: ELPAC Summative Assessment: Rate of English Learner Students Making Progress toward English Proficiency” added.

The metric “Percentage of students showing growth on i-Ready assessments in ELA and Math” changed to “Percentage of Low-Income students showing growth on i-Ready assessments in ELA and Math”.

The metric “Number of students enrolled in Career Technical Education (CTE) introductory welding course” changed to “Number of Students completing credit in a Career Technical Education (CTE) Class” to reflect changes in the action.

The metric “Access to a Broad Course of Study” added to reflect changes in the action.

The metric “Percentage of teachers trained in Multi-Tier Systems of Support (MTSS)” deleted.

Actions 1.1 and 1.15 combined to avoid repetition.

Action 1.4 revised to reflect supports for English Learners.

Action 1.6 revised for clarity and changed to Action 1.9.

Action 1.9 revised for clarity and changed to Action 1.10.

Action 1.11 revised to encompass the possibility of more CTE pathways.

Actions 1.7 and 1.10 combined and revised into Action 1.12 for clarity and to avoid repetition.

Action 1.3 re-ordered to Action 1.13 to better align with other charters administered by MCSOS

Action 1.2 re-ordered to Action 1.14 to better align with other charters administered by MCSOS

Action 1.15 “Access to a Broad Course of Study for Low-Income Students” added to ensure broadest possible access for our students

A report of the Total Estimated Actual Expenditures for last year's actions may be found in the Annual Update Table. A report of the Estimated Actual Percentages of Improved Services for last year's actions may be found in the Contributing Actions Annual Update Table.

Goals and Actions

Goal

Goal #	Description
2	MCSOS will provide resources and services to improve the social-emotional well-being of each student and provide a safe and conducive learning environment.

Measuring and Reporting Results

Metric	Baseline	Year 1 Outcome	Year 2 Outcome	Year 3 Outcome	Desired Outcome for 2023–24
1. Student to teacher ratio.	Student to teacher ratio is 7:1 during 20-21	Student to teacher ratio is 7:1 during 2021-22 SY.	Student to teacher ratio is 8:1 during 2023-24 SY.	Student to teacher ratio is 8:1 during 2023-24.	Maintain student to teacher ratio no greater than 12:1.
2. Number of annual presentations to students.	2 presentations were made in school year 2020-21	There were 2 presentations to students held in school year 2021-22.	There have been 13 presentations to students during SY 2023-24.	There have been 7 presentations to students during SY 2023-24.	Maintain or increase presentations to students on topics of interest and need.
3. Percentage of Chronic Absenteeism.	0% of students are chronically absent in 2020-21.	0% of students were chronically absent in 2021-22.	Data not reported on 2023 CA School Dashboard due to a cohort number below 11 students. Local data show 0% of students were chronically absent in 2023-24.	Data not reported on 2023 CA School Dashboard due to a cohort number below 11 students. Local data show 0% of students were chronically absent in 2023-24.	Maintain chronic absenteeism rate of 0%.
4. Facilities Inspection Tool (FIT) score.	FIT in October 2020 scored Endeavor/Voyager in "Good Repair"	FIT in October 2021-22 scored Endeavor/Voyager in "Good Repair"	FIT in October 2023 scored Endeavor/Voyager in "Good Repair"	FIT in October 2023 scored Endeavor/Voyager in "Good Repair"	Maintain FIT score of "Good Repair" annually.
5. Suspension rate.	Suspension rate was 2.6% in School year	Suspension rate was .03% in school year 2021-22.	Suspension rate was 1.6% in school year 2023-24	Per 2023 California School Dashboard:	Suspension rate will be 0% annually.

Metric	Baseline	Year 1 Outcome	Year 2 Outcome	Year 3 Outcome	Desired Outcome for 2023–24
	2020-21 per DataQuest.			0% for Juvenile Hall (Endeavor/Voyager Secondary)	
6. Percentage of students participating in learning opportunities outside of the classroom.	In school year 2019-20, 100% of students participated in extended learning opportunities, outside the classroom which include, but not limited to field trips, essay and poetry contests, and athletic competitions.	In school year 2021-22, 100% of students participated in learning opportunities outside the classroom. These included "Wreaths Across America," Poetry/Essay contest, and a Mushball Tournament.	In school year 2023-24, 100% of students participated in learning opportunities outside the classroom. These included "Wreaths Across America," Poetry/Essay contests, sport teams at tournaments, and cadets color guard presenting colors at numerous civic events.	In school year 2023-24, 100% of students participated in learning opportunities outside the classroom. These included "Wreaths Across America," Poetry/Essay contests, field trips, sports teams at tournaments.	100% of students will participate in extended learning opportunities outside the classroom.
7. Percentage of students stating a positive school environment.	Spring 2021 LCAP survey states 95% of students feel encouraged to succeed.	CAES student LCAP surveys in Jan. 2023 state 92.3% of students feel encouraged to be successful by school staff.	CAES student LCAP surveys in February 2023 state 94% of students feel encouraged to be successful by school staff.	Students responding that they feel safe at school -- 97.4%. Students responding that they feel connected to school -- 96.2%. [2024 Local Climate Surveys]	100% of students will state they are encouraged to succeed.
8. Number of SEL presentations to staff by Madera County	In school year 2020-21 there were 3 presentations to MCSOS staff.	In school year 2021-22, staff has received 5 SEL professional growth and	In school year 2023-24, staff has received six SEL professional growth and	In school year 2023-24, staff has received two SEL professional development	Increase to at least 6 SEL presentations by the 2023-24 school year.

Metric	Baseline	Year 1 Outcome	Year 2 Outcome	Year 3 Outcome	Desired Outcome for 2023–24
Behavioral Health and other agencies.		development trainings.	development trainings. Additionally, staff and probationary team hosted a "Family Fun Day" in which all youth participated in various activities to support SEL health.	trainings. Other opportunities will happen during the second semester.	

Goal Analysis

An analysis of how this goal was carried out in the previous year.

A description of any substantive differences in planned actions and actual implementation of these actions.

Action 2.1 - The student-teacher ratio remained lower than 10:1, a successful implementation of this action. Additionally, an Instructional Assistant provided academic support to Low-Income students, English Learners, and Foster Youth. The Program Director was in regular communication with the Deputy Chief Probation Officer.

Action 2.2 - Presentations on a variety of topics by, or arranged by counselors were successfully conducted, including: Job Interview Skills, Financial Aid Awareness, Using Financial Credit Wisely, Academic Credit Evaluation/Analysis, Suicide Awareness, Financial Literacy (Budgeting), Madera/Merced Community Colleges, Goals & Interests, Understanding & Managing Stress, Tips for Academic Success.

Action 2.3 - MCSOS staff successfully participated in monthly Treatment Team meetings with correctional staff to learn of issues and supports for students struggling with incarceration.

Action 2.4 - GoGuardian was continued. Students were able to successfully access online assessments, such as ELPAC and SBAC state assessments, along with local assessments. Teachers had access to upgraded hardware and software and toner and ink cartridges to print student data results. As noted in Action 1.1, Professional Learning and instructional resources were provided for all staff members.

Action 2.5 - MCSOS was successful in maintaining regular communication among teachers, administrators, and families using ParentSquare. Behavioral concerns were addressed with appropriate interventions. Parent conferences were also successfully conducted, along with student report cards, progress reporting, and regular calls home. Communication and collaboration with correctional staff was also ongoing.

Action 2.6 - This action was successfully implemented, as 100% of students participated in learning opportunities outside the classroom. These included "Wreaths Across America," MCSOS Arts Fest, Poetry/Essay contests, sport teams at tournaments, and Cadets Color Guard presenting colors at numerous civic events.

Action 2.7 - Teachers at Endeavor/Voyager taught and modeled positive social-emotional skills, as planned. The School Counselor, RSP teacher and school psychologist provided services to students to support academic needs and teach skills to cope with difficulties. The small student to teacher ratio (8:1) was maintained.

Action 2.8 - MCSOS leadership was successful in providing SEL professional development activities for all staff during school year 2023-24 including Suicide Prevention and Navigators Mental Health training.

An explanation of material differences between Budgeted Expenditures and Estimated Actual Expenditures and/or Planned Percentages of Improved Services and Estimated Actual Percentages of Improved Services.

Action 2.1 -- Under budgeted; due to employee raises and increases in the cost of benefits, the staff expenses for this action exceeded our projection.

Action 2.3 -- Over budgeted; the expense for attendance incentives was less than that for which we budgeted.

Action 2.4 -- Under budgeted; in order to provide all students with simultaneous, clear access to state assessments, and for teachers to print and share results to inform students and help with planning, additional technology and supplies were purchased.

Action 2.6 -- Over budgeted; the transportation expenses were less than planned, as event sponsors sometimes helped to defray costs.

An explanation of how effective or ineffective the specific actions were in making progress toward the goal during the three-year LCAP cycle.

The primary measures of effectiveness for the actions under Goal 2 are chronic absenteeism rate, suspension rate, and students' feeling of school connectedness.

Action 2.3 - A chronic absenteeism rate of 0% indicates that monthly Treatment Team meetings with corrections staff to learn of issues and discuss supports for students who are struggling with incarceration has been successful.

Action 2.5 - The suspension rate increased to 1.6%. Because of the small student population, one suspension has a significant impact on raising or lowering the rate. Because of the volatility, and that the rate still remained in the "medium" performance level, we consider this action to be effective.

Actions 2.1, 2.2, 2.4, 2.6, 2.7, 2.8 - The effectiveness of these actions is primarily measured by students' feelings of positive school climate/school connectedness. As 94% of students feel encouraged to be successful by school staff and 70% reported feeling connected to

school, these actions appear to have been effective. An additional indicator of 74% of students feeling that their teachers care about them supports the effectiveness of these actions. MCSOS staff will continue these actions in order to increase the percentages of students feeling connected.

A description of any changes made to the planned goal, metrics, desired outcomes, or actions for the coming year that resulted from reflections on prior practice.

The metric “Student to teacher ratio” deleted as redundant, as it will be reported in the evaluation of Action 1.7.

The metric “Percentage of students stating a positive school environment” changed to “School Climate Survey: Percentage of Students Responding they Feel Safe and Connected to School” to better align with state priority 6.

The metric “California School Dashboard: Chronic Absenteeism” added to better align with state priority 5.

The metrics “Attendance Rate” and “High School Dropout Rate” added to better align with state priority 5.

The metric “Expulsion Rate” added to better align with state priority 6.

Action 2.1 deleted to avoid redundancy from Action 1.7.

Action 2.3 changed to Action 2.1 to better align with other charters administered by MCSOS and re-titled “Increase Student Attendance Rates”.

Action 2.4 deleted to avoid redundancy from Action 1.15.

Action 2.6 changed to Action 2.3 to better align with other charters administered by MCSOS.

Action 2.7 changed to Action 2.4 to better align with other charters administered by MCSOS and re-titled “Behavioral Health Interventions and Support Services”

Action 2.6 added in provide students with incentives to increase academic efforts.

Action 2.7 added to increase the number of climate survey responses and to continue to improve climate survey satisfaction results.

A report of the Total Estimated Actual Expenditures for last year's actions may be found in the Annual Update Table. A report of the Estimated Actual Percentages of Improved Services for last year's actions may be found in the Contributing Actions Annual Update Table.

Goals and Actions

Goal

Goal #	Description
3	Increase parent involvement by developing meaningful partnerships and participation outreach, in order to increase student engagement, achievement and social-emotional well-being.

Measuring and Reporting Results

Metric	Baseline	Year 1 Outcome	Year 2 Outcome	Year 3 Outcome	Desired Outcome for 2023–24
1. Average percentage of Foster Youth caregiver participation in monthly workshops.	Baseline data unavailable due to 2020-21 COVID-19 protocols. To be established in 2021-22.	For the school year 2021-22, the average percentage of Madera County Foster Youth caregivers who participated in monthly caregiver workshops was 4%.	During the 2022-23 school year, 6% of Foster Youth caregivers participated in monthly caregiver workshops.	9% of Madera County caregivers participated in monthly workshops. (2023-2024 SY)	On average, 25% of caregivers/parents will participate in monthly parent workshops.
2. Percentage of caregivers who believe they have the capacity to meet the educational and social-emotional needs of students in foster care (via Annual Caregiver feedback survey).	Baseline was generated in 2021-22 due to COVID restrictions. 83% of caregivers believe that they have the capacity to meet the educational and social-emotional needs of students in foster care.	Spring, 2022 was the first time caregivers were surveyed for feedback regarding whether they believe they have the capacity to meet the educational and social-emotional needs of students in foster care. 83% of respondents felt that they do have the capacity to support foster youth.	An annual Caregiver Survey was completed April, 2023. 84% of caregivers who responded said they feel they have the capacity to meet the educational and social-emotional needs of students in foster care. 16% of respondents said they feel they "somewhat" have the capacity to meet their needs. Caregivers indicated	66% of caregivers believe they have the capacity to meet the educational and social-emotional needs of students in foster care. (2023-2024 SY)	100% of surveyed caregivers believe they have the capacity to meet the educational and social-emotional needs of students in foster care.

Metric	Baseline	Year 1 Outcome	Year 2 Outcome	Year 3 Outcome	Desired Outcome for 2023–24
			<p>they would like additional support in the following areas:</p> <ul style="list-style-type: none"> * Trauma and its behavioral and academic effects on children * Strategies to better support the academic success of children * Strategies on how to manage behavior at home 		
3. Percentage of teachers making PowerSchool log entries.	0% of Teachers made log entries in 2020-21.	100% of Teachers were provided access to PowerSchool to log entries in 2021-22	100% of Teachers were provided access to PowerSchool to log entries in 2022-23	100% of Teachers were provided access to PowerSchool to log entries in 2023-24.	100% of teachers will make log entries into PowerSchool.
4. Percentage of parents attending school events.	0% of parents attended school events or advisory committee meetings in 2020-21.	1% of parents attended a PAC meeting in February 2022.	20 parents attended school events, including the poetry contest, Endeavor or Voyager graduation ceremonies, local rotary speech competition, or the MLK, Jr. local ceremony in 2022-23.	10 parents/family members attended high school graduation ceremony in December 2024.	Increase parent attendance to school events or advisory meetings by 10% annually.
5. Percentage of parents using ParentSquare to communicate with school.	ParentSquare was implemented in 2021-22.	83% of parents are in contact with teachers via ParentSquare texting feature.	83.5% of parents are in contact with teachers via ParentSquare texting feature.	100% of parents are in contact with teachers via ParentSquare texting feature.	Increase percentage of parents using ParentSquare to communicate with school.

Metric	Baseline	Year 1 Outcome	Year 2 Outcome	Year 3 Outcome	Desired Outcome for 2023–24
6. Percentage of parents of EL and SED students attending Endeavor/Voyager Parent Advisory Committee (PAC) meetings.	0% of parents of EL and SED students attend Parent Advisory Committee (PAC) in 2020-21.	1% of parents attended a PAC meeting in February.	0 parents of EL and SED students attended Parent Advisory Committee (PAC) in 2022-23.	0 parents of EL students and 1 parent of an SED student attended Parent Advisory Committee (PAC) in Fall 2023.	Parent participation for EL and SED students will increase at least 10% annually.

Goal Analysis

An analysis of how this goal was carried out in the previous year.

A description of any substantive differences in planned actions and actual implementation of these actions.

Action 3.1 -- The FYSC Program continued to be successful in collaborative efforts with local partners and stakeholders to coordinate a series of monthly parent workshops highlighting a variety of topics for caregivers. Various agencies worked together to provide guest speakers, child care, translators, and food for monthly workshops. Increasing caregiver participation, however, continues to be a challenge. Even with a virtual option, participation continues to be an area for improvement.

Action 3.2 -- Staff were successful in documenting staff communication with students and parents using PowerSchool. Notes were kept in meetings with parents to discuss successes or concerns about their child's academic progress.

Action 3.3 -- Staff successfully hosted Cadet Academy Graduation ceremonies throughout the year, with parents invited to attend. Parents were invited to attend other events, as well, including the MLK, Jr, Local Host Committee ceremony, the Rotary Speech Contest, and our poetry competition. Families requiring transportation were successfully provided Madera Area Express tickets/vouchers to access transportation to attend school events. Getting parents to attend advisory committee meetings remains a challenge, even with providing transportation and zoom links to meetings.

Action 3.4 -- Program Director worked with correctional staff to make accommodations for school/student related meetings to be held on-site to increase parent attendance, but laws and policies regarding on-site visitors remain a challenge to implementation. Input was gathered to help establish informational meeting topics of interest to provide families with resources and skills to support their student's academic and social-emotional needs. Partnerships with Madera County Department of Public/Behavioral Health successfully maintained, though requests for local resources accessible from our Endeavor/Voyager families were rare.]

Action 3.5 -- ParentSquare was successfully used to contact all families, with all communication translated to families' preferred languages, currently English and Spanish. Translations of announcements and documents, and surveys distributed through ParentSquare provided opportunities for parents to provide feedback as planned.

Action 3.6 -- Increased participation of EL parents remains a challenge. Personal invitations via phone calls were implemented as planned. Due to the transitory nature of our student population, reclassification to RFEP is a challenge we have not been able to surmount, so parent consultation and feedback meetings were not conducted for the purpose of EL reclassification. ParentSquare translations of communications to the language of EL students' parents were successful. Administrator, academic counselor, instructional assistant and support staff are Spanish-speaking, which is the primary language of more than 99% of EL students enrolled in Endeavor/Voyager.

An explanation of material differences between Budgeted Expenditures and Estimated Actual Expenditures and/or Planned Percentages of Improved Services and Estimated Actual Percentages of Improved Services.

There were no material differences.

An explanation of how effective or ineffective the specific actions were in making progress toward the goal during the three-year LCAP cycle.

Action 3.1 -- Parent Connection Workshops were offered monthly. Despite parents participation being low, in a caregiver survey conducted, 84% of caregivers feel that they have the capacity to support the educational and social-emotional needs of students in foster care, and 14% of caregivers feel that they "somewhat" have the capacity to meet the needs of students in foster care. We will prioritize our efforts to improve participation in the Parent Connection Workshops to ensure their continued success.

Action 3.2 -- Staff members were successful in documenting staff communication with students and parents using PowerSchool. Notes were kept in meetings with parents to discuss successes or concerns about their child's academic progress.

Action 3.3 -- Staff members successfully hosted Cadet Academy Graduation ceremonies throughout the year, with parents invited to attend. Parents were invited to attend other events, as well, including the MLK, Jr, Local Host Committee ceremony, the Rotary Speech Contest, and our poetry competition. Families requiring transportation were successfully provided Madera Area Express tickets/vouchers to access transportation to attend school events when requested. Getting parents to attend advisory committee meetings remains a challenge, even with providing transportation and zoom links to meetings.

Action 3.4 -- Program Director worked with correctional staff to make accommodations for school/student related meetings that were held on-site to increase parent attendance. Input from families helped establish informational meeting topics of interest to provide families with resources and skills to support their student's academic and social-emotional needs. Partnerships with Madera County Department of Public/Behavioral Health will provide local resources accessible to families in Madera County.

Action 3.5 -- ParentSquare, allows for two-way communication between school and home, and phone calls for school events is used to contact all families. All communication is translated to families' preferred languages, currently English and Spanish. Translations of announcements and documents through ParentSquare also provides opportunities for parents to provide feedback through surveys distributed through ParentSquare.

Action 3.6 -- As noted above, increased participation of EL parents remains a challenge, as does reclassification to RFEP. Data on EL parents v. non-EL parents attending school functions have not been collected, so results are strictly anecdotal. While increased and improved communication to parents of EL students has been implemented as planned, a continuing lack of participation in school advisory committees suggests that this action has not been as effective as planned.

A description of any changes made to the planned goal, metrics, desired outcomes, or actions for the coming year that resulted from reflections on prior practice.

The metric "Percentage of parents using ParentSquare to communicate with school" split into two metrics: "Percentage of Parents of Low-Income Students Using ParentSquare to Communicate with the School" and "Percentage of Parents of English Learners Using ParentSquare to Communicate with the School" to provide more specific data.

The metric "Percentage of parents of EL and SED students attending Endeavor/Voyager Parent Advisory Committee (PAC) meetings" changed to "Number of Parents Attending Endeavor/Voyager Parent Meetings" to provide for parent participation in PAC and other advisory committee meetings.

Action 3.1 changed to Action 3.6 to better align with other charters administered by MCSOS and re-titled "Foster Youth and Homeless Students" for clarity.

Action 3.2 changed to Action 3.4 to better align with other charters administered by MCSOS and re-titled "Maintain High Level of Home-School Communication" for clarity of the purpose of the action.

Action 3.3 re-titled "Increase Parent/Guardian Involvement and Attendance at School Functions" for clarity of the purpose of the action.

Action 3.4 changed to 3.5 to better align with other charters administered by MCSOS and re-titled "Increase Educational Partner Input and Participation" for clarity of the purpose of the action.

Action 3.5 changed to 3.1 to better align with other charters administered by MCSOS.

Action 3.6 changed to Action 3.2 to stress its relationship to Action 3.1, and to better align with other charters administered by MCSOS. It has been re-titled "Promote Participation of Families of English Learners". "Personal invitations" with the intention to "Facilitate clear and prompt communication" in Spanish has been added to the action to stress the importance of reaching out to parents as one caring individual to another.

A report of the Total Estimated Actual Expenditures for last year's actions may be found in the Annual Update Table. A report of the Estimated Actual Percentages of Improved Services for last year's actions may be found in the Contributing Actions Annual Update Table.

Goals and Actions

Goal

Goal #	Description
4	Facilitate the county-wide coordination of services for the educational success of students in foster care.

Measuring and Reporting Results

Metric	Baseline	Year 1 Outcome	Year 2 Outcome	Year 3 Outcome	Desired Outcome for 2023–24
1. Percentage of LEA/district liaisons who feel they have the capacity to meet the academic and social-emotional needs of Foster Youth in their district (via Annual LEA feedback survey)	Survey to be conducted in Spring 2022 due to COVID-19.	Survey conducted April, 2022. 100% of LEA/district liaisons responded that they feel they have the capacity to meet the academic and social-emotional needs of foster youth in their district. Half of the respondents indicated, however, that they would like additional support including: *increased awareness of community resources *more professional development *assistance to provide case management services for students *assistance to coordinate post-	LEA/district liaison survey was completed April, 2023. 60% of LEA/district liaisons responded that they definitely feel they have the capacity to meet the academic and social-emotional needs of Foster Youth in their district. 40% indicated that they "somewhat" feel they have the capacity to meet the academic and social-emotional needs of Foster Youth in their district. Liaisons responded that they would like additional support in the following areas: *Increased familiarity with community resources/agencies	LEA/district liaison survey was completed April, 2024. 100% of LEA/district liaisons responded that they definitely feel they have the capacity to meet the academic and social-emotional needs of Foster Youth in their district.	100% of district liaisons feel they have the capacity to meet the academic and social-emotional needs of Foster Youth

Metric	Baseline	Year 1 Outcome	Year 2 Outcome	Year 3 Outcome	Desired Outcome for 2023–24
		secondary preparation activities/events	*Assistance to ensure school stability *Assistance to provide case management support *Assistance to identify policies/practices that may impact foster youth		
2. School stability rate (as measured in DataQuest)	52.6% of Madera County Foster Youth were determined to have a stable enrollment during the academic year. (2018-2019 CDE DataQuest Report)	LEA has begun tracking mobility using the new CDE Dataquest Stability Rate tool. 2020-2021 CDE DataQuest Report indicates that 60.2% of Madera County Foster Youth had stable enrollment during the academic year.	The 2021-2022 CDE DataQuest report indicates that 52.7% of foster youth had stable enrollment during the academic year.	The 2022-2023 CDE DataQuest report indicates that 58.5% of foster youth had stable enrollment during the academic year.	70% of Madera County Foster Youth will be identified as having a stable enrollment during the academic year.
3. Number of Educational Partner professional development and training opportunities provided in areas relevant to Foster Youth.	8 professional development and training opportunities provided in 2019-20 and included in Foster Youth Services Coordinating Program (FYSCP) EOY Report data.	9 Professional Development workshops have been offered: *AB 490 Overview *How to Support the Positive Social-Emotional Well-Being of your Child *Support Youth Through Early College Awareness and Preparation	11 professional development workshops have been offered including: *Technology 101 *AB490 Overview *Supporting Youth Through Early College Awareness & Preparation *Ensuring Healthy Relationships for Your Child	To date, 5 professional development workshops have been offered: * Social-Emotional Well-Being * Suicide Awareness * AB 490 Overview x 2 * Technology 101 * Meeting the HS Needs of Foster Youth	The number of professional development/training opportunities for liaisons and other stakeholders will be maintained or increased.

Metric	Baseline	Year 1 Outcome	Year 2 Outcome	Year 3 Outcome	Desired Outcome for 2023–24
		*Ensuring Healthy Relationships for Your Child *Human Trafficking Awareness *The Special Education Process *Trauma Informed Strategies for Behavior at Home (offered twice) *Suicide Awareness.	*Trauma Informed Strategies for Behavior at Home *Suicide Awareness *How to Support the Positive Social-Emotional Well-Being of Your Child (x2) *Meeting the High School Needs of Foster Youth *Foster Youth & School Stability *Financial Aid 101		
4. Development and sharing of best practices for immediate enrollment, school stability, engagement, grade/credit protection, and grade level transition support services.	Best practices in the identified areas have not been collected.	This metric has been discontinued due to educational partner feedback stating that this metric is not accurately measurable and is currently addressed in another metric.	This metric has been discontinued due to educational partner feedback stating that this metric is not accurately measurable and is currently addressed in another metric.	This metric has been discontinued due to educational partner feedback stating that this metric is not accurately measurable and is currently addressed in another metric.	Best practices for immediate enrollment, school stability, engagement, grade/credit protection, and grade level transition support services will be developed and disseminated to all district liaisons and relevant community educational partners.
5. Number of Foster Youth served through case management services.	120 Foster Youth served in 2019-20.	170 students were served in the FY program during the 2021-2022 school year.	181 students were served in the FY program during the 2022-2023 school year.	97 students have been served in the FY program to date.	Maintain or increase the number of Foster Youth that will be served through case management services.

Metric	Baseline	Year 1 Outcome	Year 2 Outcome	Year 3 Outcome	Desired Outcome for 2023–24
6. Number of liaisons who utilize the Foster Focus Database to track school mobility.	3 liaisons utilized Foster Focus Database in 2019-20.	4 liaisons are currently utilizing the Foster Focus database to track changes in school placement among foster youth. 5 of the 9 district liaisons have started using the new CDE Dataquest stability tool.	4 liaisons are currently utilizing the Foster Focus database to track changes in school placement among foster youth. 9 of the 9 district liaisons have started using the new CDE Dataquest Stability tracking tool.	4 liaisons currently utilize the Foster Focus database to track school mobility. 9 of 9 school districts continue to use CDE DataQuest to monitor stability rates.	All district liaisons will utilize the Foster Focus database to track school mobility/stability.
7. Number of college visits and other student event/activity opportunities.	9 college visits and student events/activities held in 2019-20.	*2 Field trips have been held at the Fresno Chaffee Zoo and CSU Fresno - November 22 and November 23, 2021. *1 post-secondary preparation workshop held on September 30, 2021. *3 Senior support workshops held on October 7 ,November 18, 2021 and February 24, 2022. *Annual College and Career Fair held on March 4, 2022. *Digital Arts Workshop Series held Spring, 2022 (5 sessions) *Field trip to CSU, Monterey Bay and the	*Field trips conducted: CSU Stanislaus 10/17/22 Madera Community College 11/10/22 CSU San Jose 12/12/22 CSU Cal Poly 1/26/23 CSU Fresno 3/24/23 *Annual RISE Conference (college/career fair) held on February 27, 2023 *Virtual Senior Support Workshop Series: 10/13/22; 11/17/22; 12/8/22; 2/23/23 Post Secondary Preparation Workshops: 9/15/22; 12/1/22; 2/16/23	Field Trips conducted to date: * Discovery Kingdom 9/16/23 * UC Santa Cruz 10/2/23 * UC Merced 10/20/23 * CSU Bakersfield 11/17/23 * San Jose City College 1/25/24 College & Career Connection Workshops to date: <ul style="list-style-type: none"> 9/19/23 10/25/23 11/15/23 12/13/23 	Opportunities to visit colleges and to participate in various student events/activities will be available for all Foster Youth in grades 1st-12th grade. Provide 10 opportunities per year.

Metric	Baseline	Year 1 Outcome	Year 2 Outcome	Year 3 Outcome	Desired Outcome for 2023–24
		Monterey Bay Aquarium held on April 12, 2022.			
8. Number of youth that participate in the Skills4Success work experience program.	12 youth participated in work experience program.	8 youth participated in work experience during the 2021-22 school year.	6 youth participated in work experience during the 2022-2023 school year.	The FYSCP is currently securing a new contract for services for Summer 2024	Maintain or increase the number of work experience opportunities for Foster Youth.
9. Number of students who participate in the annual College and Career Fair.	34 students participated in annual fair held in 2018-19 school year.	59 students participated in the 2022 College and Career Fair (R.I.S.E. Conference).	56 students participated in the 2023 RISE Youth Conference.	The Annual RISE Youth Conference is scheduled to take place on February 26, 2024	Maintain or increase the number of Foster Youth grades 7th-12th grade that will participate in the annual College and Career Fair.
10. Percentage of seniors who participate in the Senior Support Workshop Series.	No prior data. Baseline will be established 2021-22	25% of Seniors participated in Senior Support Workshops. 25% will serve as the baseline.	19% of Seniors participated in Senior Support Workshops.	To date, 10% of seniors have participated in a Senior Support Workshop.	100% of seniors interested in completing the community college matriculation process will participate in the Senior Support Workshop Series.
11. Development and dissemination of best practices to ensure access to college/career readiness courses and services (i.e. summer school, credit recovery, dual enrollment, A-G and CTE courses, etc.)	Best practices in the identified areas have not been collected	This metric has been discontinued due to educational partner feedback stating that this metric is not accurately measurable and is currently addressed in another metric.	This metric has been discontinued due to educational partner feedback stating that this metric is not accurately measurable and is currently addressed in another metric.	This metric has been discontinued due to educational partner feedback stating that this metric is not accurately measurable and is currently addressed in another metric.	Best practices to ensure access to college/career readiness courses and services (i.e. summer school, credit recovery, dual enrollment, A-G and CTE courses, etc.) will be developed and disseminated to all

Metric	Baseline	Year 1 Outcome	Year 2 Outcome	Year 3 Outcome	Desired Outcome for 2023–24
					liaisons and pertinent school staff.
12. Percentage of youth that participate in grade level transition and SEL activities.	No prior data. Baseline will be established during the 2022-2023 school year as 2021-2022 will be used to research and gather best practices for the identification of services/activities.	Planning of grade level services is scheduled for Spring/Summer 2022.	Grade level transition services have been conducted at the site level.	Grade level transition services continue to be conducted at the site level.	100% of Foster Youth identified for SEL support will participate in SEL activities; 100% of Foster Youth in K, 6th, 8th, and 12th grades will receive grade level transition support.
13. Number of trauma-informed professional development and training opportunities.	4 trauma-informed professional development and training opportunities in 2019-20.	2 trauma-informed professional development and trainings were held in 2021-22.	3 trauma-informed professional development trainings were held in 2022-2023.	A trauma-informed professional development workshop is scheduled to take place on March 6, 2024.	Maintain or increase the number of trauma-informed trainings and professional development opportunities for liaisons and other school staff
14. Gathering and sharing of SEL resources with stakeholders	SEL resources have not been compiled.	This metric has been discontinued due to educational partner feedback stating that this metric is not accurately measurable and is currently addressed in another metric.	This metric has been discontinued due to educational partner feedback stating that this metric is not accurately measurable and is currently addressed in another metric.	This metric has been discontinued due to educational partner feedback stating that this metric is not accurately measurable and is currently addressed in another metric.	SEL resources will be gathered and regularly shared with stakeholders and will be maintained/updated as necessary.
15. Development and sharing of best practices to increase Foster Youth access to school-based SEL	Best practices on how to increase Foster Youth access to school-based SEL resources and	This metric has been discontinued due to educational partner feedback stating that this metric is not accurately	This metric has been discontinued due to educational partner feedback stating that this metric is not accurately	This metric has been discontinued due to educational partner feedback stating that this metric is not accurately	Best practices on how to increase Foster Youth access to school-based SEL resources and interventions will be

Metric	Baseline	Year 1 Outcome	Year 2 Outcome	Year 3 Outcome	Desired Outcome for 2023–24
resources and interventions.	interventions have not been compiled	measurable and is currently addressed in another metric.	measurable and is currently addressed in another metric.	measurable and is currently addressed in another metric.	gathered and shared with liaisons and other pertinent school staff regularly and as requested.
16. Gathering and sharing of best practices/evidence-based mentoring programs.	Best practices/evidence-based mentoring programs have not been compiled.	This metric has been discontinued due to educational partner feedback stating that this metric is not accurately measurable and is currently addressed in another metric.	This metric has been discontinued due to educational partner feedback stating that this metric is not accurately measurable and is currently addressed in another metric.	This metric has been discontinued due to educational partner feedback stating that this metric is not accurately measurable and is currently addressed in another metric.	Best practices in mentoring and evidence-based mentoring program options will be gathered and shared with LEAs; support will be provided as requested for the development and implementation of local programs, services or activities
17. Percentage of youth that participate in mentoring activities.	No prior data. Baseline will be established during the 2022-2023 SY as 2021-2022 will be used to research and gather best practices/evidence-based program information for the identification of services/activities.	Research and gathering of best practices/evidence-based programs will take place Summer, 2022.	The FYSCP Program is finalizing a contract for services with Court Appointed Special Advocates (CASA).	A new contract with Court Appointed Special Advocates (CASA) was finalized and has been implemented. This contract will allow for an additional 30 children in foster care as well as their caregivers to receive on-going academic and social-emotional support services in Madera County.	100% of Foster Youth identified for mentoring will participate in mentoring activities
18. Average number of caregivers	Average number of caregiver attendance	An average of 6 caregivers attended	An average of 10 caregivers attended	An average of 13 caregivers have	Maintain or increase average number of

Metric	Baseline	Year 1 Outcome	Year 2 Outcome	Year 3 Outcome	Desired Outcome for 2023–24
attending monthly workshops.	in monthly workshops is 21 participants in 2019-20.	monthly workshops during the 2021-2022 school year.	monthly workshops during the 2022-2023 school year.	attended workshops to date.	attendance for caregivers that will participate in monthly parent workshops.
19. Percentage of caregivers who believe they have the capacity to meet the educational and social-emotional needs of students in foster care (via Annual Caregiver feedback survey).	To be established Fall 2021.	100% of caregivers who responded to the feedback survey indicated that they feel they have the capacity to meet the educational and social-emotional needs of students in foster care. However, 75% of respondents indicated that they feel they need additional information/support regarding strategies on how to talk with their children about healthy relationships. Additionally, half of respondents indicated they would like more strategies to better support the academic success of their child as well as more information about the special education process.	Caregiver survey link was sent to district liaisons 3/31/23 to disseminate.	77.7% of caregivers who responded to a survey Spring 2024 indicated that they felt they have the capacity to meet the educational and social-emotional need of students in foster care.	100% of surveyed caregivers believe they have the capacity to meet the educational and social-emotional needs of students in foster care.
20. Average number of students who participate in quarterly	Average of 12 students participated in quarterly College &	Average of 10 students participated in quarterly College &	An average of 5 students participated in quarterly College &	To date, an average of 4 students have participated in	Maintain or increase the average of Foster Youth in grades 7th-

Metric	Baseline	Year 1 Outcome	Year 2 Outcome	Year 3 Outcome	Desired Outcome for 2023–24
College & Career Readiness Workshops.	Career Readiness Workshops.	Career Readiness Workshops in 2021-22.	Career Readiness Workshops in 2022-23.	quarterly College & Career Readiness Workshops.	12th that will participate in quarterly College and Career Workshops.

Goal Analysis

An analysis of how this goal was carried out in the previous year.

A description of any substantive differences in planned actions and actual implementation of these actions.

Action 4.1 -- No substantive differences. A top priority for the MCSOS FYSCP continued to be building LEA capacity to support the educational needs of foster youth. A virtual training series was developed and made available to stakeholders and addressed the following topics: AB490 Overview, Meeting the HS Needs of Foster Youth, School Stability, Financial Aid, and Data Collection. Other professional development was available and included giving partners the opportunity to attend various conferences including the Blueprint for Success Conference focused on high school to postsecondary transitioning, the annual Truancy Conference, and the annual statewide Foster Youth Education Summit. Additionally, the MCSOS FYSCP helped LEAs support the educational needs of foster youth through tutoring and case management services/referrals to support services. Positive collaboration among local school districts and stakeholders allows for the county-wide coordination of services for students in foster care. Monthly Executive Advisory Council Meetings continue to provide a venue through which important information, legislative updates, and best practices are shared. This year, the Advisory Council met monthly August – May. Collaborative efforts have yielded a new partnership with Fresno/Madera Court Appointed Special Advocates (CASA) who will provide social-emotional and academic support to foster youth and Resource Parents with the goal of decreasing the high rates of chronic absenteeism and suspension and to improve the academic achievement of foster youth. The FYSCP also supported local school districts to case manage foster youth.

Action 4.2 -- No substantive differences. The educational success of foster youth is often associated with school stability. As such, a county-wide interagency agreement was finalized and implemented and ensures a uniform process for identifying best interest in school placement for a students whose residence changes. A checklist for LEAs is included and serves as tool to help make this determination. Professional development highlighting best practices in school stability was provided virtually, during monthly Executive Advisory Council meetings, and as requested. The Foster Focus database is available to all district liaisons to use and can be used to monitor school stability/mobility.

Action 4.3 -- No substantive differences. The MCSOS FYSCP continues to prioritize post-secondary and career awareness and preparation and coordinated five (5) university field trips including: CSU Stanislaus, CSU Cal Poly, CSU Fresno, CSU San Jose, and CSU Monterey Bay. In addition, the annual R.I.S.E Youth Conference hosted 56 students this year! Students learned about various career fields and mingled with representatives from various agencies and organizations including: Fresno State, Madera County Public Health, Madera County Behavior Health, Madera Community College, UC Merced, Madera County Sheriff's Office, and many more! This year, services were extended to include 4th – 6th graders in career awareness/post secondary preparation. Two field trips for this age group exposed elementary school

students to four year universities, igniting questions, interest, and hope for a better future. Work experience was also made available to eligible students. In addition, quarterly College and Career workshops were offered to students in grades 6th - 12th where students learned about the different systems of higher education, participated in career exploration activities, and learned about the different forms of financial aid and about the financial aid process.

Action 4.4 -- No substantive differences. An existing partnerships with the Madera County Behavioral Health Department helped provide professional development in trauma and behavior for caregivers and staff.

Action 4.5 -- No substantive differences. Working with caregivers to build their capacity to support the educational and social-emotional needs of foster youth was also an area of focus this year. Monthly Parent Connection Workshops were coordinated and provided information on the following topics: AB490, the Special Education Process, Trauma and Behavior, School Technology, Stress, Early College Awareness and Preparation, Healthy Relationships, Suicide Awareness, and Social-Emotional Well-Being. Workshops were offered in person and virtually.

An explanation of material differences between Budgeted Expenditures and Estimated Actual Expenditures and/or Planned Percentages of Improved Services and Estimated Actual Percentages of Improved Services.

Action 4.3 -- Under budgeted; more trainings were held than anticipated.

Action 4.4 -- Over budgeted; the mentoring program (AB 130) was not implemented and will be next year.

An explanation of how effective or ineffective the specific actions were in making progress toward the goal during the three-year LCAP cycle.

Action 4.1 -- The number of professional development and collaborative opportunities offered to partners and caregivers allowed local school district liaisons and other staff working with foster youth to acquire the information necessary to identify areas of concern, identify possible strategies to address concerns, and the knowledge and confidence to advocate for foster youth in the educational setting. Liaisons have the knowledge and support to ensure graduation through ongoing screening for modified graduation and ensuring partial credits and are familiar with processes and resources in Madera County to maintain school stability by preserving school of origin. More than half of liaisons indicated that they feel they have the capacity to meet the academic and social-emotional needs of foster youth. Remaining liaisons were new to their role this year and, consequently, ensuring they receive the training and support necessary to help them support foster youth will continue to be a priority during the upcoming school year. In addition, monthly Foster Executive Advisory Council meetings continued to provide a place to share best practices, offer additional opportunities for training, and provide updates and information related to legislation and other program mandates relevant to foster youth. Case management support ensured that academic and social-emotional concerns were identified and strategies were identified to address these. Referrals were made as necessary for other support services.

Action 4.2 -- A Madera County Interagency Agreement for Transportation (School Stability) was developed and signed. The 2022-23 school year was the first full year of its implementation. While it has provided a uniform countywide process for school placement and transportation payment responsibility, the overall school stability rate for foster youth continues to be low. More training regarding the agreement and the process will be conducted during the upcoming school year. In addition, more professional development on school stability will be provided for local educational partners and placement agencies.

Action 4.3 -- Providing a variety of field trips, student workshops, and the annual R.I.S.E. Youth Conference in addition to monthly caregiver workshops has ensured that students in foster care received information about the different systems of higher education in California, participated in career exploration activities through the California Career Zone website, learned about financial aid and the financial aid application process, and learned about the community college matriculation process.

Action 4.4 -- Several professional development workshops were provided for stakeholders working with foster youth on trauma and its effects on behavior, academics, etc...however, providing more support to LEAs in trauma-informed practices continues to be a priority. In addition, case management support focused on caregivers and building their capacity in trauma-informed care will also continue to be a priority.

Action 4.5 -- Monthly Parent Connection Workshops on an array of topics were offered to all caregivers in Madera County. Those caregivers who attended feel that they have the capacity to meet the educational and social-emotional needs of foster youth. However, low participation rate is an area of concern and improvement. Prior to the closing of schools due to the COVID19 pandemic, participation in monthly Parent Connection workshops ranged from 16% - 20%. Currently, the participation rate is 6%. While this is an increase from last year's 4% participation rate, it is still low. As a result, local discussions are being held to identify different parent participation strategies including home visits, increasing parent communication using a variety of methods, and increasing collaboration with community organizations that serve students and families.

A description of any changes made to the planned goal, metrics, desired outcomes, or actions for the coming year that resulted from reflections on prior practice.

Goal 4 has been changed to Goal 5 with the Equity Multiplier Goal becoming Goal 4. The phrase ""including successful transition to post-secondary education and/or employment"" has been added to goal statement. All the actions have been re-written to reflect changes in the MCSOS Foster Youth program to better meet the needs of those students. Educational partner feedback stating that several of the metrics were not accurately measurable and were addressed in another metric, and that the number of metrics should be reduced. As a result, the metrics for this goal, with the exception of "School stability rate" have been completely revised and reduced from 20 to six for clarity and to avoid redundancy. This also means that Desired Outcomes have changed, as well.

A report of the Total Estimated Actual Expenditures for last year's actions may be found in the Annual Update Table. A report of the Estimated Actual Percentages of Improved Services for last year's actions may be found in the Contributing Actions Annual Update Table.

Goals and Actions

Goal

Goal #	Description
5	Facilitate the county-wide coordination of services for the educational success of expelled youth.

Measuring and Reporting Results

Metric	Baseline	Year 1 Outcome	Year 2 Outcome	Year 3 Outcome	Desired Outcome for 2023–24
1.Madera County Student Expulsion Rate	Madera County currently has a 0.13% expulsion rate	2020-21 had a .01% expulsion rate of students from Madera County.	2021-22 had a .02% expulsion rate of students from Madera County.	2022-23 had a .03% expulsion rate of students from Madera County. (DataQuest)	Maintain or reduce the expulsion rate annually.
2. Annual Meeting	Plan approved for 2021-2024 cycle.	3-year meeting was held in Spring of 2022.	Meeting held May 25, 2023 with district representatives to monitor outlined services to expelled youth throughout the county.	Meetings are being held to craft the next Expelled Youth Plan for Madera County.	MCSOS will facilitate annual meetings to review, monitor, and discuss impact and effectiveness of plan.

Goal Analysis

An analysis of how this goal was carried out in the previous year.

A description of any substantive differences in planned actions and actual implementation of these actions.

Actions 5.1 and 5.2 were implemented as planned.

An explanation of material differences between Budgeted Expenditures and Estimated Actual Expenditures and/or Planned Percentages of Improved Services and Estimated Actual Percentages of Improved Services.

Action 5.1 -- Over budgeted; staff time to conduct the triennial meetings was not as much as expected, and the representatives from the Madera County districts covered most of their own expenses.

An explanation of how effective or ineffective the specific actions were in making progress toward the goal during the three-year LCAP cycle.

Action 5.2 The current plan, developed by MCSOS and its district partners, effectively outlines the provision of services for all expelled youth of Madera County. A notable challenge for school year 2022-2023 is a greater number of student expulsions as opposed to school year 2021-2022. That said, a clear success is the plan for servicing expelled youth remains the same regardless of number. Districts work well together and with MCSOS to ensure students get educational services. For school year 2022-2023 MCSOS schools served 36 Expelled Youth for district partners. The most recent expulsion rate data are lower than pre-pandemic rate of 0.3%.

A description of any changes made to the planned goal, metrics, desired outcomes, or actions for the coming year that resulted from reflections on prior practice.

Goal 5 was changed to Goal 6. No other changes were made to this goal.

A report of the Total Estimated Actual Expenditures for last year's actions may be found in the Annual Update Table. A report of the Estimated Actual Percentages of Improved Services for last year's actions may be found in the Contributing Actions Annual Update Table.

Instructions

For additional questions or technical assistance related to the completion of the Local Control and Accountability Plan (LCAP) template, please contact the local county office of education (COE), or the California Department of Education’s (CDE’s) Local Agency Systems Support Office, by phone at 916-319-0809 or by email at lcff@cde.ca.gov.

Complete the prompts as instructed for each goal included in the 2023–24 LCAP. Duplicate the tables as needed. The 2023–24 LCAP Annual Update must be included with the 2024–25 LCAP.

Goals and Actions

Goal(s)

Description:

Copy and paste verbatim from the 2023–24 LCAP.

Measuring and Reporting Results

- Copy and paste verbatim from the 2023–24 LCAP.

Metric:

- Copy and paste verbatim from the 2023–24 LCAP.

Baseline:

- Copy and paste verbatim from the 2023–24 LCAP.

Year 1 Outcome:

- Copy and paste verbatim from the 2023–24 LCAP.

Year 2 Outcome:

- Copy and paste verbatim from the 2023–24 LCAP.

Year 3 Outcome:

- When completing the 2023–24 LCAP Annual Update, enter the most recent data available. Indicate the school year to which the data applies.

Desired Outcome for 2023–24:

- Copy and paste verbatim from the 2023–24 LCAP.

Timeline for completing the “Measuring and Reporting Results” part of the Goal.

Metric	Baseline	Year 1 Outcome	Year 2 Outcome	Year 3 Outcome	Desired Outcome for Year 3 (2023–24)
Copy and paste verbatim from the 2023–24 LCAP.	Copy and paste verbatim from the 2023–24 LCAP.	Copy and paste verbatim from the 2023–24 LCAP.	Copy and paste verbatim from the 2023–24 LCAP.	Enter information in this box when completing the 2023–24 LCAP Annual Update.	Copy and paste verbatim from the 2023–24 LCAP.

Goal Analysis

Using actual annual measurable outcome data, including data from the Dashboard, analyze whether the planned actions were effective in achieving the goal. Respond to the prompts as instructed.

A description of any substantive differences in planned actions and actual implementation of these actions.

- Describe the overall implementation of the actions to achieve the articulated goal. Include a discussion of relevant challenges and successes experienced with the implementation process. This must include any instance where the LEA did not implement a planned action or implemented a planned action in a manner that differs substantively from how it was described in the adopted LCAP.

An explanation of material differences between Budgeted Expenditures and Estimated Actual Expenditures and/or Planned Percentages of Improved Services and Estimated Actual Percentages of Improved Services.

- Explain material differences between Budgeted Expenditures and Estimated Actual Expenditures and between the Planned Percentages of Improved Services and Estimated Actual Percentages of Improved Services, as applicable. Minor variances in expenditures or percentages do not need to be addressed, and a dollar-for-dollar accounting is not required.

An explanation of how effective or ineffective the specific actions were in making progress toward the goal during the three-year LCAP cycle.

- Describe the effectiveness or ineffectiveness of the specific actions in making progress toward the goal during the three-year LCAP cycle. “Effectiveness” means the degree to which the actions were successful in producing the desired result and “ineffectiveness” means that the actions did not produce any significant or desired result.
 - In some cases, not all actions in a goal will be intended to improve performance on all of the metrics associated with the goal.
 - When responding to this prompt, LEAs may assess the effectiveness of a single action or group of actions within the goal in the context of performance on a single metric or group of specific metrics within the goal that are applicable to the action(s). Grouping actions with metrics will allow for more robust analysis of whether the strategy the LEA is using to impact a specified set of metrics is working and increase transparency for educational partners. LEAs are encouraged to use such an approach when goals include multiple actions and metrics that are not closely associated.
 - Beginning with the development of the 2024–25 LCAP, the LEA must change actions that have not proven effective over a three-year period.

A description of any changes made to the planned goal, metrics, desired outcomes, or actions for the coming year that resulted from reflections on prior practice.

- Describe any changes made to this goal, expected outcomes, metrics, or actions to achieve this goal as a result of this analysis and analysis of the data provided in the Dashboard or other local data, as applicable.
 - As noted above, beginning with the development of the 2024–25 LCAP, the LEA must change actions that have not proven effective over a three-year period. For actions that have been identified as ineffective, the LEA must identify the ineffective action and must include a description of the following:
 - The reasons for the ineffectiveness, and
 - How changes to the action will result in a new or strengthened approach.

California Department of Education
November 2023

Local Control and Accountability Plan

The instructions for completing the Local Control and Accountability Plan (LCAP) follow the template.

Local Educational Agency (LEA) Name	Contact Name and Title	Email and Phone
Madera County Superintendent of Schools (Endeavor and Voyager Schools)	Hugo Sanchez Program Director - Career Alternative Education Services	hsanchez@mcsos.org (559) 662-6211

Plan Summary [2024-25]

General Information

A description of the LEA, its schools, and its students in grades transitional kindergarten–12, as applicable to the LEA.

The Vision of the Madera County Superintendent of Schools (MCSOS) is "Enhancing the quality of life through education."

The mission of the Madera County Superintendent of Schools is to identify and provide programs, services, and resources for the benefit of students, families, school districts and agencies in the Madera Community, and the Madera County Community at large. Believing that all students can learn, MCSOS:

- Supports teachers, schools, and districts in their efforts to foster student success
- Values caring teachers with high professional standards who are supported with meaningful professional development
- Advocates, supports, and reinforces civic and personal values in students such as responsibility, mutual respect, tolerance, honesty, integrity, compassion, critical thinking, problem solving skills, and a strong work ethic
- Supports rigorous academic and vocational curriculum toward student achievement for college and career readiness
- Supports students to become nurturing, committed, caring, and connected adults
- Develops meaningful partnerships and active family participation in their student’s education

MCSOS serves students at Endeavor School (Juvenile Hall) and Voyager School (Cadet Academy) for all Madera County Districts. The goal of MCSOS's Career and Alternative Educational (CAES) Services staff is to assist students in returning to their districts of residence by encouraging them to attend school on a regular basis, earn passing grades with a “C” or better in all classes, and be model citizens upon release from incarceration.

Using local reporting of demographic data for school year 2022-23, Endeavor/Voyager staff served 145 students over the course of the year, spanning grades 7-12. Enrollment continuously fluctuated due to the specific student population served. Demographically, approximately 70.8% of students were Hispanic, 20.8% White, and 8.3% African American. Also, 29.2% of students enrolled at Endeavor/Voyager were English Learners (EL) with Spanish being the primary language spoken in the home. All students participate in the school lunch program as wards of the court. Approximately 33.3% of the students identified as special needs. Of these students identified, the majority entered

Alternative Education programs with existing Individualized Education Plans (IEPs). Service delivery models include general education teachers that provide individual, small group, and whole classroom instruction. Additionally, special education staff support student learning in an inclusive setting. Instructional strategies and actions/services are implemented that benefit all student groups including those specifically identified in this document.

All students have access to instructional materials aligned to the California State Standards. Teachers' professional development focuses on continued implementation of the Common Core State Standards (CCSS) using appropriate instructional strategies and materials. Alternative Education programs have been successful in helping students with credit recovery and graduating with a high school diploma. These instructional achievements are more appropriate and realistic for students served. Currently, students in alternative education programs do not participate in either the Early Assessment (EAP) or Advanced Placement (AP) programs.

As stated above, the student population of the correctional facility is highly transient. Typically, students are enrolled anywhere from a few days to many months at Endeavor School, and sentenced by a judge to the Cadet Academy from four to six months, thus enrolled in Voyager School. As such, many state metrics are not available for either of these alternative schools. Given the short term placement of students in either of these programs, the educational goal is to maintain progress on core coursework and address deficiencies in educational credits in order to achieve a high school diploma, either in the correctional facility program or, once released, in their district of residence or other county offered programs. Students needing access to University of California (UC) approved courses or Advanced Placement can be accommodated on an individual basis online. However, as an alternative school, the school does not receive school AP or UC completion rates for accountability purposes. Additionally, the school does review State testing scores in ELA and Math, with a focus on needs of students who are low income, foster youth, English Learners and special needs students. Neither of these schools expel students; thus, no expulsion rate. School attendance is mandatory, so attendance rates are very high and there is not a student drop-out rate during the student's time in either correctional facility programs. Graduation rates are reported on the California School Dashboard. Gathering data from California School Dashboard is challenging given there are not enough students eligible to take state assessments at any one given time, which are administered once during high school, or as in the case of English Learners Proficiency Assessments of California (ELPAC), yearly for EL students until reclassified.

Attendance rates are routinely high for both Endeavor/Voyager Schools. All students are required to attend school which is closely monitored by Juvenile Probation Department. If a student is unable to be a part of the classroom, instruction is provided to that student through alternative means. Working closely with other county agencies such as Madera County Probation Department and Madera County Behavioral Health leads to increased student success.

Partnering with all nine county school districts, MCSOS staff strives to ensure that all foster youth have access to the same educational rights and resources as all other students. Any youth residing in the county who is officially in the foster care system or in out-of-home care is eligible to receive services from MCSOS that emphasize Training, Education, Advocacy, and Mentorship (TEAM). Working collaboratively with Madera County Probation Department, Madera County Department of Social Services, Local Education Agencies (LEA), Foster Family Agencies (FFA), and the local community college. Specific services for foster youth include case management, academic counseling, life skills training, vocational education, and self-advocacy training. Goals of the foster youth program are to increase stability and to improve student engagement and student outcomes for all enrolled students.

For the 2024-25 school year, the Endeavor/Voyager Secondary Program has been identified as eligible for Equity Multiplier funding. Goal 4 has been created as a focus goal to describe how those funds will be used to increase the percentage of students...

Reflections: Annual Performance

A reflection on annual performance based on a review of the California School Dashboard (Dashboard) and local data.

With Social Emotional Learning (SEL) as a cornerstone to student success, Endeavor/Voyager staff continue to utilize social-emotional training for all students and staff members on an SEL Committee focused on maintaining and improving social-emotional mental health. MCSOS and Madera County Behavioral Health department provided multiple professional development opportunities and focused on the social-emotional needs of staff and students. As a result of these trainings, MCSOS staff members continue to be better able to address the needs of students, and better utilize referrals to the school psychologist and Student Success Team (SST) process to help develop supports for struggling learners. This year has shown another increase in student referrals for counseling services. This is not a surprise given local mental health experts anticipated long lasting social and emotional impacts of the COVID-19 pandemic for the foreseeable future. These ongoing needs drive the continued learning and acquisition of resources to support the SEL needs of incarcerated youth. According to a supervising mental health clinician from Madera County Behavioral Health Services, students in alternative education programs, specifically those that are incarcerated are at "ground zero" in terms of needing trauma informed practices and SEL best practices utilized by Endeavor/Voyager staff members. The lingering effects of the pandemic on these students are unknown at this time, but indications are that the social-emotional impact of the COVID-19 Pandemic will be long-lasting and may require extensive interventions.

In May 2024, educational staff and probationary team hosted a "Family Fun Day" in which all youth participated in various activities, shared a meal, and engaged with adults in positive ways that supported SEL health.

All Endeavor/Voyager students have been better prepared for SBAC success as students have taken formative i-Ready diagnostics assessments prior to the summative SBAC. However, no SBAC academic results are reported due to the small number of students assessed.

Endeavor/Voyager staff continued the use of the i-Ready Formative Testing Platform including i-Ready assessments for ELA and Math. All students are assessed using i-Ready upon enrollment in Endeavor/Voyager Schools. Aside from providing data on current grade level and subskill strengths and identifying areas of growth, i-Ready also assigns individualized prescriptive lessons to support each student's progress toward grade-level proficiency. Since the enrollment at Endeavor/Voyager is very small, Dashboard data is not available, as very few enrolled students are required to take state summative assessments for grades, 7, 8, and 11. To this point, i-Ready provides actionable feedback to both student and teacher about skill development needing greater intervention and reteaching while the student is enrolled in either program. Should the student be enrolled long enough, there will be a second diagnostic assessment that will allow for growth comparisons as a result of instruction. Note: the average length of stay for an incarcerated youth is approximately 24 days.

EL Proficiency continues to be a focal point for Endeavor/Voyager Staff because zero English Learners met re-designation criteria in 2023-24. During the course of the last three years, Endeavor/Voyager Staff have adopted new ELD curriculum, aligned instructional practices to meet "Best Practices" standards, the ELD instructor is a contributing member of the CAES ELD Network (CAES Schools) and works with a

Bilingual Coordinator as an ELD Instructional Coach throughout the school year for continued professional development. All ELD instructors use LAS Links formative assessment tool to identify English proficiency in the domains of reading, writing, speaking and listening.

English Language Arts and Mathematics lack of proficiency continues to be a concern for Endeavor/Voyager staff as students performed significantly below grade level in ELA and Mathematics as measured using i-Ready assessments. These low proficiency levels include 0% percent on grade level and 94% were two or more years below grade level in ELA; and 0% on grade level and 100% were more than two years below grade level in mathematics. All teachers and the Instructional Assistant continue to receive professional development in mathematics with outside professionals. Teachers use i-Ready assessment data and students receive prescriptive lessons targeted to their own sub-skill weaknesses as prescribed by i-Ready. These lessons are completed weekly during instruction, but frequency must be increased to a daily level. One teacher has been assigned specifically to mathematics instruction for all students one day per week.

All instructional staff having access to high-quality professional development continued to be an identified need for increasing student achievement during the 2023-24 school year. This goal was addressed with a weekly professional growth and development calendar that included, i-Ready curriculum and development, mathematics content and pedagogy and application skills to classroom instruction, Multi-Tiered Systems of Support (MTSS), SEL training for all instructional staff, and curriculum development and implementation for new online learning and Social Science curricula.

Instructional Technology continued to be a priority for use with curricula, instructional resources, and online assessments. Professional support will continue during the 2024-25 school year, on focused and targeted use of technology with Edgenuity Online Learning and SAVVAS curricula.

The California School Dashboard Graduation Rate was not reported in 2023 due to the small size of the student cohort. As of June 6 2024, four students have completed graduation requirements.

Instructional materials are aligned to the California Common Core State Standards (CCSS) including newly-implemented adopted SAVVAS Social Science curriculum as the new Social Science offering beginning with the 2023-24 school year.

Endeavor/Voyager Schools offer Edgenuity Online Learning, giving students access to A-G compliant courses. Greater completion of A-G course offerings for all Endeavor/Voyager students is an identified need to ensure students are able to complete graduation requirements of their districts of residence as well as college matriculation requirements. Staff will continue the Edgenuity Online Curriculum for the 2024-25 school year, which includes courses that are A-G compliant, allowing incarcerated youth access similar to courses available prior to their incarceration. Students now have access to a greater variety of courses than previously available through the limited program master schedule.

For 2023-24, all teachers were appropriately credentialed for their instructional assignments.

The 2023 California School Dashboard Suspension Rate for Endeavor/Voyager was 0%.

The Endeavor/Voyager English Language Arts teacher participated in monthly English Language Development (ELD) network with other CAES ELD teachers.

A School Counselor met with all Endeavor students (incarcerated 15 days or longer) and completed individual progress plans and career assessment surveys. The Counselor also assisted interested graduating high school students with the matriculation process at Madera Community College, including the FAFSA process.

A School Counselor and counseling specialist updated all student credit evaluations, maintained effective communication with the students' home districts to ensure all proper courses were assigned and any students enrolled at least 15 days.

A daily roster was maintained for all enrolled students on an IEP and each student worked with an RSP teacher and Instructional Assistant to receive daily academic support.

Career Technical Education course access and completion is an area of need for Endeavor/Voyager students even though the majority of students are enrolled fewer than 30 days. Students have access to an Introduction to Welding course utilizing virtual technology for course components; six Endeavor/Voyager students earned credit in the virtual welding class. This increased access to CTE instruction introduced students to a career offering. The CAES LCAP Survey administered in February, 2024 yielded 22% of students were interested in welding as a CTE pathway. Students also have access to CTE courses through the Edgenuity Online Learning Platform, and 8 students completed 40 credits of CTE coursework via Edgenuity this year.

Endeavor/Voyager students earned an attendance rate of 99.6%.

The Endeavor/Voyager staff successfully earned a new WASC accreditation of 6 years after a full self-study visit during November 2023.

Foster Youth Services Coordinating Program:

Monthly Executive Advisory Council Meetings continue to provide a venue through which important information, legislative updates, and best practices are shared. The MCSOS FYSCP continues to prioritize post-secondary and career awareness and preparation and provided field trips to colleges and universities including to: UC Santa Cruz, UC San Francisco, UC Merced, CSU Bakersfield, San Jose City College, Madera Community College, and Columbia College. In addition, the annual R.I.S.E Youth Conference hosted 66 students this year! Students learned about various career fields and interacted with representatives from various agencies and organizations including: Fresno State, Madera County Public Health, Madera County Behavior Health, Madera Community College, UC Merced, Madera County Sheriff's Office, and many more! This year, services were extended to include 4th – 6th graders in career awareness/post secondary preparation. Two field trips for this age group exposed elementary school students to four year universities, igniting questions, interest, and hope for a better future. Caregivers also continued receiving support through monthly Parent Connection Workshops, ensuring they have the knowledge and support to advocate for the academic and social-emotional well-being of youth in their care. On-going professional development activities for LEA staff, child welfare, and probation staff ensured that those working in support of foster youth understand the unique needs and challenges of foster youth and how to best support them.

This year, two new partnerships were created to support the social-emotional/academic well-being and post-secondary readiness of foster youth. A new partnership with Fresno/Madera Court Appointed Special Advocates (CASA) allowed for the expansion of social-emotional and academic support to foster youth and Resource Parents of early childhood-aged foster youth with the long-term goal of decreasing the high

rates of chronic absenteeism and suspension and to improve academic achievement. CASA advocates addressed the social-emotional wellbeing of children in foster care through direct trauma informed services targeted at children in early care and K-3 programs. They also ensured that children maintained school stability when in their best interest to remain in their school even if a home placement change was made, promoted regular school attendance, facilitated workshops and individual support to caregivers to share/teach strategies to manage children's behavior at home, and worked with foster children in the development of coping skills such as anger management, conflict resolution, and problem solving. In addition, The post-secondary outcomes of foster youth continue to be an area of growth. Another new partnership with the Madera County Workforce Development will allow the FYSCP to provide paid work experience during the summer and provide financial literacy workshops to foster youth. Twelve youth will have the opportunity to learn about different careers based on their individual interests and will work throughout the summer.

The Gould Education Center is a county-operated special education program that serves students with disabilities from the districts in Madera County. The English Learner and Hispanic student groups are performing at the lowest performance level on the CAASPP ELA and Math assessments. The needs of these students are addressed in Goal 1, Action 1.16.

In utilizing the Juvenile Court and Community School Base Grant, the Madera County Superintendent of Schools will be better able to continue providing college and career counseling, provide mental health services, and explore greater opportunities for expanding A-G and CTE courses that will assist incarcerated students in reaching A-G course compliance toward high school graduation.

The Madera County Superintendent of Schools plans to use the Student Support & Enrichment Block Grant funding for a transition counselor position that will assist incarcerated youth in getting reconnected to their districts of residence upon release from incarceration. Additionally, the block grant will support the ongoing work of MCSOS staff to facilitate the completion of high school, supporting the college application and FAFSA process, and assisting students with interests in vocational and CTE pathways after high school graduation.

Reflections: Technical Assistance

As applicable, a summary of the work underway as part of technical assistance.

N/A

Comprehensive Support and Improvement

An LEA with a school or schools eligible for comprehensive support and improvement must respond to the following prompts.

Schools Identified

A list of the schools in the LEA that are eligible for comprehensive support and improvement.

N/A

Support for Identified Schools

A description of how the LEA has or will support its eligible schools in developing comprehensive support and improvement plans.

N/A

Monitoring and Evaluating Effectiveness

A description of how the LEA will monitor and evaluate the plan to support student and school improvement.

N/A

Engaging Educational Partners

A summary of the process used to engage educational partners in the development of the LCAP.

School districts and county offices of education must, at a minimum, consult with teachers, principals, administrators, other school personnel, local bargaining units, parents, and students in the development of the LCAP.

Charter schools must, at a minimum, consult with teachers, principals, administrators, other school personnel, parents, and students in the development of the LCAP.

An LEA receiving Equity Multiplier funds must also consult with educational partners at schools generating Equity Multiplier funds in the development of the LCAP, specifically, in the development of the required focus goal for each applicable school.

Educational Partner(s)	Process for Engagement
Teachers	Meetings on August 3, 2023 and December 8, 2023. Surveys in December 2023.
Parents	Meetings on 9/28/23, 12/13/23, 4/3/24, 5/6/24, 5/13/24 and 5/29/24. Surveys in January 2024.
Students	Meetings on 9/28/23, 11/6/23, 12/13/23, 2/8/24, 4/3/24, and 5/29/24. Surveys in January 2024.
School Site Council	Meetings on 9/28/23, 12/13/23, 2/8/24, 4/3/24, and 5/29/24. At these meetings, parents were asked for input on the use of Equity Multiplier funds and the development of the focus goal.
Parent Advisory Committee	Meetings on 5/6/24 and 5/13/24.
English Learner Advisory Council	Meetings on 9/28/23, 12/13/23, 4/3/24, 5/9/24 and 5/29/24.
Principal/Administrators	Ongoing meetings throughout the course of the year and surveys in December 2023.
Support Staff	Meetings on August 3, 2023 and December 8, 2023. Surveys in December 2023.
Bargaining Units	Meetings on 5/6/24 and 5/13/24.
SELPA	Consultation on May 29, 2024.
Community	The Public Hearing on the LCAP was held on June 11, 2024.
Governing Board	The LCAP was adopted by the Madera County Board of Education on June 18, 2024. At that Board meeting, the Local Indicators report was presented prior to LCAP approval. The District's 2024-25 budget was approved subsequent to the LCAP.

A description of how the adopted LCAP was influenced by the feedback provided by educational partners.

Gathering Educational partners input and feedback is a valuable process in the evaluation and development of the LCAP. MCSOS staff believes this input actively drives the LCAP process by consulting parents, students, teachers, principals, program directors, school counselors, school staff, local bargaining unit members and the community, over the course of the year in conducting multiple opportunities for input by administering surveys and meetings for these groups. To maintain optimal access for our community partners, all School Site Council (SSC) and English Learner Advisory Council (ELAC) meetings were held via a Zoom format to accommodate parents with mobility issues given our programs operate under a consolidated School Site Council format due to program size and small staffing. Translation services were also provided at each meeting, as needed, and MCSOS made all efforts to ensure all voices were heard from our partners representing all English Learner, socio-economically disadvantaged, and foster/homeless students. In each of the input meetings, LCAP process, student achievement data, and program successes and challenges, were shared. The CAES leadership team, consisting of the Executive Director, Program Directors, Principals, and School Counselors, analyzed feedback gathered from the surveys and meetings and used this to draft the LCAP. Although many other topics were addressed, the focus on goals and actions were given highest priority in the writing of the LCAP. To obtain educational partner input in the development and approval of the MCSOS LCAP, MCSOS hosted a series of educational partnership input meetings.

In Goal 5, educational partner feedback stating that several of the metrics were not accurately measurable and were addressed in another metric, and that the number of metrics should be reduced.

Educational partners determined the need for an Equity Multiplier focus goal that centered on academic performance and credit recovery in mathematics for Endeavor/Voyager students (Goal 4). The expectation is that the focus on mathematics will contribute to a greater number of students meeting graduation requirements.

Goals and Actions

Goal

Goal #	Description	Type of Goal
1	Endeavor/Voyager students will stay on course to graduate and qualify as prepared to be college and career ready through state adopted standards-based instruction.	Broad Goal

State Priorities addressed by this goal.

Priority 1: Basic (Conditions of Learning)
Priority 2: State Standards (Conditions of Learning)
Priority 4: Pupil Achievement (Pupil Outcomes)
Priority 5: Pupil Engagement (Engagement)
Priority 7: Course Access (Conditions of Learning)
Priority 8: Other Pupil Outcomes (Pupil Outcomes)

An explanation of why the LEA has developed this goal.

Students are enrolled in Endeavor/Voyager from school districts throughout Madera County, as well as, districts in other counties. The length of enrollment varies greatly, so fulfilling this goal helps ensure students stay on track to graduate with their cohort. Assessment data collected from i-Ready assessments for ELA and Math will allow for monitoring academic progress. Local assessment data, educational partner consultation, and other data collected identify this goal and subsequent actions as priorities for Endeavor/Voyager students. Goal 1 is a broad goal focused on improving academic performance for English Learners and SED students, progress monitoring of academically deficient students, and improving instructional practices of all teachers. Endeavor/Voyager staff will continue to focus on high-quality professional development to increase all teachers' effectiveness in teaching incarcerated youth with varying abilities, challenges, and proficiency levels. Specifically: Goal 1, Actions 3, 4, and 5 address the importance of relevant professional development for teachers to affect academic achievement of EL and SED students. Local, common formative assessment data will be the primary method for monitoring academic growth. Currently, the students of Endeavor/Voyager have not shown to be College and Career Ready on the California State School Dashboard given the small number of qualified students. Endeavor/Voyager educational staff members recognize the importance of providing students access to courses to stay on track with their home districts graduation requirements.

The educational outcomes of English Learners and SED students continue to be of concern not only at the state level, but for Madera County Superintendent of Schools, as well. Many incarcerated students do not graduate on time with their high school cohorts, and the graduation rate for incarcerated English Learners and SED students is even lower. Of those who enroll in a post-secondary program, very few students successfully complete. Additionally, English Learner and SED high school students often have higher chronic absenteeism rates, which adversely affect academic achievement on state or local assessments and progress toward graduation. Ensuring students receive the necessary information and support to graduate from high school and be prepared for college/career is vital. Due to low stability rates for incarcerated students, developing and maintaining strong educational practices, increasing teachers' capacity through professional learning, and collecting local data on academic achievement is paramount. In order to successfully achieve this goal and included actions,

administrators, principal, school counselor, teachers and RSP teacher will continue to work closely and communicate often with correctional staff.

Measuring and Reporting Results

Metric #	Metric	Baseline	Year 1 Outcome	Year 2 Outcome	Target for Year 3 Outcome	Current Difference from Baseline
1.1	Access to Standards-Aligned Materials and State Standards Implemented in All Classrooms Reported to the MCSOS Governing Board	MET -- Results reported 100% of students have access to standards aligned curriculum materials. State standards are implemented in all classrooms and reported to the Board [2024 Report to the Local Board]			MET -- Results reported 100% of students will have access to standards aligned curriculum materials. State standards will be implemented in all classrooms.	
1.2	Percent of Special Education students receiving academic intervention and support.	100% of students with an IEP received interventions and supports identified on their IEPs, and all students receive Academic Acceleration support per i-Ready diagnostic results. [2024 Local Data]			100% of students with an IEP will receive identified interventions and supports, and all students will receive Academic Acceleration support based on i-Ready diagnostic results.	
1.3	Percentage of teachers and staff attending	100% of teachers have been involved in weekly professional			100% of teachers will participate in professional	

	professional development trainings.	development with other CAES teachers in the areas of math, WASC Self-Study, SEL, McKinney-Vento training, and Suicide Prevention Training. [2024 Local Data]			development trainings with CAES colleagues and implement the strategies.	
1.4	Teachers Appropriately Credentialed with No Mis-assignments or Vacancies (Ed Code now requires that we use CDE data from the most recent DataQuest to report teacher assignment data.)	72.8% of teachers are appropriately credentialed in 2021-22. [2024 DataQuest]			100% of teachers will be appropriately credentialed in 2024-25.	
1.5	Average number of credits earned by credit-deficient students.	As of May 1, 2024, 127 incarcerated students earned 1029.75 credits for an average of 8.11 credits per student. [2024 Local Data]			Increase the average number of credits earned by credit-deficient students.	
1.6	California School Dashboard: Distance from Standard (DFS) standard as measured by SBAC	SBAC data not available due to minimum cohort requirement of 11 students not met. [2023 California School Dashboard]			Decrease Distance from Standard in both ELA and Math.	

1.7	Percentage of English Learner (EL) reclassifications.	0% of EL students were reclassified as of May 1, 2024. [2024 Local Data]			5% of EL students will be reclassified. [2027 Local Data]	
1.8	California School Dashboard: ELPAC Summative Assessment: Rate of English Learner Students Making Progress toward English Proficiency (ELPI)	ELPI data not available due to minimum cohort requirement of 11 students not met. [2023 California School Dashboard]			Increase the percentage of English Learner Students Making Progress toward English Proficiency.	
1.9	Percentage of Low-Income students showing growth on i-Ready assessments in ELA and Math.	Diagnostic results from i-Ready assessments for Low-Income students completed through May 1, 2024, yield 6.94% of students are performing at or above grade-level in Reading (with 31% having showed growth) and 1.4% at grade level in Math. However, Math results indicate 23.94% of students showed growth of at least one grade-level during the second semester. [2023-24 Local Data]			30% of students performing at or above grade-level in Reading. 10% at or above grade level in Math.	
1.10	Number of Students completing credit in a Career Technical Education (CTE) Class	As of January 2024, 6 students in the Cadet Academy enrolled and earned credit in the			10 students will earn credit in a CTE class.	

		<p>Introduction to Welding course (Virtual).</p> <p>Additionally, 5 students completed a CTE course via Edgenuity for a total of 49 credits.</p> <p>[2024 Local Data]</p>				
1.11	Number of 11th and 12th grades students screened to qualify for modified graduation track or grade level reclassification.	<p>25 students have been screened. Five students were placed on a modified graduation track.</p> <p>[2024 Local Data]</p>			All 11th and 12th grades students will be screened.	
1.12	California School Dashboard: Students Graduating with a High School Diploma	<p>Dashboard graduation data not reported due to minimum cohort requirement of 11 students not met.</p> <p>[2023 California School Dashboard]</p> <p>As of June 2024, four Endeavor students graduated during the 2023-24 school year.</p> <p>[2024 Local Data]</p>			Increase number of graduates.	
1.13	Number of students completing Individual Graduation Progress Plan and Career Assessment Survey.	<p>21 students completed an Individual Transition/Progress Plan Survey. School counselor met with all</p>			All seniors will complete an Individual Transition/Progress Plan and an	

		seniors individually to assist with college matriculation and financial aid applications. Group meetings were held with all students to review postsecondary options. Career Assessments were conducted Spring 2024. [2024 Local Data]			Individual Graduation Progress Plan and Career Assessment Survey.	
1.14	Access to a Broad Course of Study	All students had access to a broad course of study within the parameters of the school setting. [2024 Report to the Local Board]			All students will have access to a broad course of study within the parameters of the school setting.	

Goal Analysis [2023-24]

An analysis of how this goal was carried out in the previous year.

A description of overall implementation, including any substantive differences in planned actions and actual implementation of these actions, and any relevant challenges and successes experienced with implementation.

Not Applicable: Please refer to the 2023-24 LCAP Annual Update.

An explanation of material differences between Budgeted Expenditures and Estimated Actual Expenditures and/or Planned Percentages of Improved Services and Estimated Actual Percentages of Improved Services.

Not Applicable: Please refer to the 2023-24 LCAP Annual Update.

A description of the effectiveness or ineffectiveness of the specific actions to date in making progress toward the goal.

Not Applicable: Please refer to the 2023-24 LCAP Annual Update.

A description of any changes made to the planned goal, metrics, target outcomes, or actions for the coming year that resulted from reflections on prior practice.

Not Applicable: Please refer to the 2023-24 LCAP Annual Update.

Actions

Action #	Title	Description	Total Funds	Contributing
1.1	Provide Standards-Aligned Curriculum to All Students	Endeavor/Voyager will provide all students with rigorous and engaging adopted instructional curricula that have been state and/or locally approved to support the implementation of California State Standards.	\$10,000.00	No
	Improve Low-Income Students' Achievement in Math and ELA	<p>An examination of student data indicates that 0% of Low-Income students have demonstrated meeting or exceeding standard on SBAC assessments in ELA or Math. Endeavor/Voyager will provide Low-Income students with high-quality, standards aligned instructional support materials in ELA, Math, ELD, Social Science, and Science.</p> <p>Materials will include textbooks, math curriculum, StudySync (books and software) and other online software/curriculum. The increased rigor will support academic progress toward proficiency with an emphasis on ELA and Math.</p>		
1.2	Support Students with IEPs	Since incarcerated youth are enrolled at Endeavor/Voyager on an ongoing basis, all teachers receive a daily roster of students on IEPs, which allows teachers to make appropriate instructional accommodations for all students. To assist students with learning, a RSP teacher meets with all students on IEPs either individually or in small groups. Support for students can be "push- in" or "pull-out" to provide additional instructional options. Regular communication between core academic teachers and the RSP teacher ensures identified students are receiving appropriate support.	\$25,987.00	No

1.3	Instructional Staff Professional Development Program	<p>Weekly professional development for Endeavor/Voyager staff is designed to meet the academic, social, and emotional needs of students to maximize academic achievement. Professional development is designed for teachers, administrators, counselors, and other support staff. Topics include (but not limited to):</p> <ul style="list-style-type: none"> • Social emotional learning • Identifying and implementing best instructional practices principally directed at meeting the needs of English Learners • Meeting the needs of Homeless students and Foster Youth • Multi-Tiered Support System (MTSS) • Academic Achievement <p>Teachers are encouraged to seek professional development opportunities or conferences provided by other educational organizations, aside from those provided by MCSOS, cited Goal 1 Action 5.</p>	\$1,500.00	Yes
1.4	Low-Income Students to Make Academic Progress in Math	<p>School year 2023-24 i-Ready results indicate 0% of Low-Income students are at grade level in Math, and the sample size of students was too small to provide meaningful achievement data from CAASPP results.</p> <p>MCSOS will contract with the Fresno County Superintendent of Schools to provide instructional staff with professional development opportunities in Math.</p> <p>Since students enrolled at Endeavor/Voyager are significantly behind in mathematics, teachers need to be able to provide math instruction to students at varying levels of ability. Formative and summative math assessments, indicate that students are not progressing in mathematics and are at risk of not fulfilling high school diploma requirements. To better assist Low-Income students, MCSOS will contract with the Fresno County Superintendent of Schools to provide instructional staff with professional development opportunities in Math. Professional development sessions for teachers and Instructional Assistants will include effective instructional practices, curriculum support, and mathematical strategies for use in classrooms.</p>	\$3,000.00	Yes

1.5	Retain Highly Effective Teachers Through Individualized Professional Development	To positively affect academic achievement of Low-Income students, English Learners, and Foster Youth in ELA, math and English language proficiency, MCSOS will provide high quality professional development to increase teacher and staff effectiveness. Building teacher capacity in this manner will increase staff retention and contribute to a positive working environment. Teachers are encouraged to seek professional growth opportunities or conferences from other educational organizations to improve their instructional practices and increase student achievement in the areas of ELA, designated English language development and math.	\$2,800.00	No Yes
1.6	Provide Instructional Support and Instructional Materials to Increase Student Achievement in ELA and Math	To increase student performance in ELA and Mathematics, Endeavor/Voyager staff will provide supplemental instructional support and be provided supplemental instructional materials to support students' academic growth as measured by SBAC ELA and Mathematics assessments. Results will be analyzed by administrators, teachers, and academic counselors to improve instruction and close achievement gaps. Replacement of books in the school book repository will be needed for all students to have access to the necessary subjects for credit recovery and advancement. Access to texts and instructional materials will improve academic performance.	\$190,700.00	No
1.7	Maintain Low Student to Teacher Ratio	<p>Student to teacher ratio should be 16:1, but during the 2023-24 school year, Endeavor/Voyager was below 10:1. Having an extra teacher allows students to receive increased individualized support from all teachers, since the student to teacher ratio is significantly lower. Low-Income students are significantly behind grade level as measured by i-Ready assessments for ELA and Math. Students will improve academic achievement in ELA and Math through the increased support and availability of teachers. The additional teacher allows students to benefit from increased, in-person course offerings.</p> <p>In order to support those teachers and students in making academic progress and stronger social-emotional relationships, an Instructional Assistant will provide additional support to Low-Income students, English Learners, and Foster Youth. Program Director maintains communication with Deputy Chief Probation Officer to discuss changes in student enrollment.</p>	\$342,282.00	Yes

1.8	English Learner Support	<p>Endeavor/Voyager will provide English language development instruction to support students' language acquisition and increased access to core curriculum. Endeavor/Voyager is providing professional development and coaching to support teachers in their instruction for ELD.</p> <p>Endeavor/Voyager will provide English Language Development (ELD) supplemental materials and additional supports to English Learners who experience academic difficulties.</p> <p>The MCSOS Program Director- ELA/ELD will provide coaching and professional development for staff in instructional best practices to improve language proficiency and increase the number of students meeting the criteria for RFEP.</p>	\$18,974.00	No
1.9	Provide Intervention and Instructional Support for Struggling Learners	<p>Endeavor/Voyager staff will provide intervention and instructional support for students' academic growth as measured by SBAC, ELPAC, and i-Ready formative ELA and Math assessments. Formative and summative assessments will be administered by teachers, and results will be disaggregated by administrators, program director, teachers and school counselors. An Instructional Assistant will provide direct support to Low-Income and EL students.</p>	\$60,099.00	No
1.10	i-Ready Assessments for Grade Level Proficiency	<p>Because CAASPP summative assessments do not provide data due to the small sample size, i-Ready formative assessments will provide actionable student data for ELA and math. Teachers will use formative i-Ready assessments and prescriptive lessons to help students become more academically proficient. Teachers will assign i-Ready lessons as part of the required classwork to support learning and increase academic proficiency.</p> <p>Teachers will use formative i-Ready math assessments and prescriptive lessons to help students become more academically proficient. Teachers will assign i-Ready math lessons as part of the required classwork to support learning and increase academic proficiency. The instructional assistant will assist low-performing students with additional support. Additional instructional materials will be purchased to support classroom</p>	\$4,800.00	Yes

		instruction, as needed. Data from state assessments is contingent on a minimum number of students completing assessments, so that data is not reliable as it is not available on a yearly basis.		
1.11	Increase Students Completing CTE Courses	To provide Low-Income students with access to an in-person CTE elective course, a teacher will provide weekly instruction. An Introduction to Welding course will be continued with virtual welders to create a virtual welding scenario in a safe environment. Student interest in welding will increase student enrollment in CTE courses upon release to their home districts.	\$23,885.00	Yes
1.12	Academic and Social Emotional Counseling for At-Promise Students	<p>A School Counselor will facilitate updated credit evaluations so teachers can assign appropriate coursework for each student. All students enrolled in Endeavor/Voyager for at least 15 days are eligible to earn partial credits, which will be forwarded to home districts upon student release.</p> <p>A School Counselor will grade-level reclassify all qualifying students based on credits earned as opposed to years in high school. In addition, school counselors screen students for Assembly Bills (ABs) or other appropriate ABs to determine qualification for modified graduation requirements. Upon satisfying requirements for any of the programs, appropriate courses will be assigned, as the graduation requirements may change. Counselor to inform counseling specialist and teachers to ensure records are updated and enrollment in appropriate courses.</p> <p>School Counselor will also work with students on supporting social-emotional development through teaching, modeling, and practicing social-emotional skills that support a safe and positive climate for learning.</p> <p>Endeavor/Voyager staff will work with a counseling specialist to maintain communication with home districts of all students enrolled in Endeavor/Voyager to ensure appropriate credits are assigned and minimize loss of credits toward graduation.</p>	\$54,312.00	No

1.13	Create Individual Progress Plans and Career Assessment Surveys	The School Counselor will meet with all students enrolled greater than 15 days in Endeavor/Voyager to complete Individual Progress Plan and Career Assessment Survey. The school counselor will also assist graduating high school students with registration at Madera Community College and completion of FAFSA documents.	\$0.00	No
1.14	Provide Credit Recovery Options for Low-Income Students	Endeavor/Voyager students come from various districts within Madera County and other counties as well. Furthermore, the most students are significantly credit deficient. To help students recover credits needed to fulfill graduation requirements, online platforms such as Edgenuity are part of the educational program. Students needing to complete A-G courses and increased CTE offerings will benefit from this option. Teachers and instructional assistants will also be able to provide additional student support. Partial credits will be awarded for students who get released prior to the end of the semester. Academic counselor, counseling specialist, and administrators will ensure academic records are obtained and provided in a timely manner to districts of residence.	\$30,600.00	No
1.15	Access to a Broad Course of Study for Low-Income Students	The Endeavor/Voyager staff is committed to making certain all students have equitable access to a broad, high-quality course of study, participating in a full curriculum that includes science, social studies, and the arts. Since the circumstances of incarcerated youth preclude some of the activities of traditional school setting, software and technology will be provided to allow the broadest possible access within the parameters allowed for our students.	\$5,000.00	No
1.16	Academic Supports for Students at Gould Education Center	All Gould Education Center classroom staff will be trained and coached in utilizing the adopted ELA, ELD, and Math curricula in their classrooms on a consistent basis. Staff will be trained and coached on strategies to maximize student engagement by incorporating appropriate accommodations, behavior supports, technology, and differentiation strategies to meet the unique needs of the Gould students, specifically those who are English Learners and Hispanic students.	\$20,000.00	No

Goals and Actions

Goal

Goal #	Description	Type of Goal
2	MCSOS will provide resources and services to improve the social-emotional well-being of each student and provide a safe and conducive learning environment.	Broad Goal

State Priorities addressed by this goal.

Priority 1: Basic (Conditions of Learning)
Priority 3: Parental Involvement (Engagement)
Priority 5: Pupil Engagement (Engagement)
Priority 6: School Climate (Engagement)
Priority 8: Other Pupil Outcomes (Pupil Outcomes)

An explanation of why the LEA has developed this goal.

<p>Many incarcerated students have a history of academic struggles and high absenteeism rates, so this goal aims to target the whole child to account for academic, social-emotional, and behavioral well-being. An annual survey will measure whether students, teachers, principal and educational support staff feel they have best supports in an emotionally, physically and cognitively safe learning environment. Through regularly scheduled professional learning opportunities, all educational staff will develop research-based best practices to support the social-emotional needs of incarcerated youth. Partnerships with Madera County Department of Behavioral Health (and potentially other agencies) will provide relevant SEL training to Endeavor/Voyager teachers, administrators and support staff directly affecting students in Endeavor/Voyager Schools. In addition, external learning opportunities allows students to extend educational lessons beyond the classroom, since many seldom have those opportunities in their home districts. Collaboration with the Madera County Probation department facilitates referrals of students needing additional mental health support, while school counselors provide academic support in progress toward graduation, transition to home districts, registration for community college, financial aid applications, and/or other post-graduation opportunities. The inclusion of SEL support will contribute to progress toward graduation and reduce chronic absenteeism.</p> <p>The 2023 California School Dashboard Suspension Rate for Endeavor/Voyager was 0%, and Endeavor/Voyager students earned an attendance rate of 99.6%. Additionally, 97.4% of students responding to surveys reported that they felt safe at school, and 96.2% felt connected. 100% of students participated in learning opportunities outside the classroom. These included "Wreaths Across America," Poetry/Essay contests, field trips, and participation on sports teams at athletic tournaments. These state and local data indicate that the actions comprising Goal 2 have been effective.</p>

Measuring and Reporting Results

Metric #	Metric	Baseline	Year 1 Outcome	Year 2 Outcome	Target for Year 3 Outcome	Current Difference from Baseline
2.1	California School Dashboard: Chronic Absenteeism	Data not reported on the 2023 California School Dashboard due to a cohort number below 11 students. Local data show 0% of students were chronically absent in 2022- 23.			0% [2026 California School Dashboard]	
2.2	Number of Annual Presentations to Students	There were seven presentations to students during the 2023-24 school year. [2024 Local Data]			There will be 10 presentations to students during the 2026-27 school year. [2027 Local Data]	
2.3	Percentage of Students Participating in Learning Opportunities Outside of the Classroom	In school year 2023-24, 100% of students participated in learning opportunities outside the classroom. [2024 Local Data]			In school year 2026-27, 100% of students participated in learning opportunities outside the classroom. [2027 Local Data]	
2.4	School Climate Survey: Percentage of Students Responding they Feel Safe and Connected to School	Students responding that they feel safe at school -- 97.4%. Students responding that they feel connected to school -- 96.2%.			Students responding that they feel safe at school -- 100%. Students responding that	

		[2024 Local Climate Surveys]			they feel connected to school -- 100%.	
					[2027 Local Climate Surveys]	
2.5	California School Dashboard: Suspension Rate	0% for Juvenile Hall (Endeavor/Voyager Secondary) [2023 California School Dashboard]			0% for Endeavor/Voyager Secondary [2026 California School Dashboard]	
2.6	Attendance Rate	99.8% [2024 Local Calculation]			100% attendance rate [Local data]	
2.7	Facilities Inspection Tool (FIT)	FIT in October 2023 scored Endeavor/Voyager in "Good Repair".			FIT in October 2026 will score Endeavor/Voyager in "Good Repair" or better.	
2.8	High School Dropout Rate	Not reported on DataQuest due to low number of students in the cohort. [2023 DataQuest]			0% [2026 DataQuest]	
2.9	Expulsion Rate	0% [2023 DataQuest]			0% [2026 DataQuest]	

Goal Analysis [2023-24]

An analysis of how this goal was carried out in the previous year.

A description of overall implementation, including any substantive differences in planned actions and actual implementation of these actions, and any relevant challenges and successes experienced with implementation.

Not Applicable: Please refer to the 2023-24 LCAP Annual Update.

An explanation of material differences between Budgeted Expenditures and Estimated Actual Expenditures and/or Planned Percentages of Improved Services and Estimated Actual Percentages of Improved Services.

Not Applicable: Please refer to the 2023-24 LCAP Annual Update.

A description of the effectiveness or ineffectiveness of the specific actions to date in making progress toward the goal.

Not Applicable: Please refer to the 2023-24 LCAP Annual Update.

A description of any changes made to the planned goal, metrics, target outcomes, or actions for the coming year that resulted from reflections on prior practice.

Not Applicable: Please refer to the 2023-24 LCAP Annual Update.

Actions

Action #	Title	Description	Total Funds	Contributing
2.1	Increase Student Attendance Rates	Students in Endeavor/Voyager have historically high levels of truancy and academic struggles while in their districts of residence. All teachers will create a positive learning environment to encourage students to attend class. Although students are incarcerated, they do have the option to not attend class. Teachers, academic counselor and Program Director to participate in monthly Treatment Team meetings with corrections staff to learn of issues and potential available support for students who are struggling with incarceration, which can impact school attendance. Staff members will provide students with incentives for excellent attendance.	\$1,000.00	Yes
2.2	Counseling Presentations	School counselors present or invite guest presenters to provide information on resources and services available to students upon their release, and	\$0.00	No

		some that may be available during their incarceration. Presentations include topics such as workforce preparation, college registration, financial aid, Job Corps, and other topics of interest. In addition, Rotary Club speakers are invited by the ELA teacher to provide valuable information on resources in Madera County. The "Wreaths Across America" program is also invited to present so that students can support the organization's efforts.		
2.3	Increase Student Participation	Extended learning opportunities, including field trips and guest presentations allow students more enriched learning. Teachers will plan field trips and guest presenters that enhance student learning and increase connectedness to school. Some field trip destinations now allow for virtual access, which can also contribute to learning goals.	\$1,000.00	Yes
2.4	Behavioral Health Interventions and Support Services	<p>When students feel physically, cognitively, and emotionally safe, they are better able to optimize their learning capacity. ParentSquare allows safe and effective communication between school staff and parents. Teachers will teach, model, and practice social-emotional skills that promote a safe learning environment. School counselors will provide lessons on a variety of topics that affect social-emotional learning and better equip students to cope with challenges to academic achievement.</p> <p>A school counselor, RSP teacher, and school psychologist will provide services to students that support academic needs and teach skills to cope with difficulties. A small student to teacher ratio also contributes to positive school environment by allowing teachers to develop stronger teacher to student relationships.</p>	\$14,148.00	No
2.5	Suspension Rates	Reduce suspensions by creating opportunities for students to increase connectedness to school. Regular communication with teachers, administrators, and families will help support students' needs. Behavioral concerns will be addressed and communicated to provide appropriate interventions. Parent conferences help communication between home and school, as well as other reporting opportunities like student report cards, progress reporting and regular calls home. Communication and	\$0.00	No

		collaboration with correctional staff will also contribute to students feeling more connected to school.		
2.6	Positive Student Recognition Program	Endeavor/Voyager administration, school counselors, teachers, and other staff will plan and conduct ongoing student recognition to build connections to the school community, affect positive school culture, and outreach to parents. Students are recognized by teachers for academic progress, attendance, and citizenship awards. Support staff will contact parents via ParentSquare as well.	\$1,000.00	Yes
2.7	Climate Survey Responses	Endeavor/Voyager staff will engage with parents through various communication methods to increase the number of climate survey responses and to continue to improve climate survey satisfaction results. Increased survey responses will support stronger connections between families and school.	\$0.00	No

Goals and Actions

Goal

Goal #	Description	Type of Goal
3	Increase parent involvement by developing meaningful partnerships and participation outreach in order to increase student engagement, achievement and social-emotional well-being.	Broad Goal

State Priorities addressed by this goal.

Priority 3: Parental Involvement (Engagement)

An explanation of why the LEA has developed this goal.

Academic success of students is greatly influenced by strong relationships with at least one parent or guardian. Using feedback from parents to increase specific programmatic services or consider services that are not currently offered will contribute to developing the best academic program for all students. Due to the transient nature of incarcerated students, establishing strong school to family relationships will lead to greater student engagement, improved academic success and increased social-emotional well-being of students. Providing families and other prosocial adults with information about the unique academic needs of their students through trainings and other supports will develop their capacity to advocate for their needs. Research continues to highlight the importance of parents in the academic success of their children, and Endeavor/Voyager staff considers strong partnerships with all parents, particularly parents of English Learners and SED students as vital for students at Endeavor/Voyager. Teachers will connect with families to share academic progress of students, as well as concerns. Parents will be encouraged to attend student recognition ceremonies, graduation ceremonies, as well as participate with Parent Advisory Committees (PACs).

Measuring and Reporting Results

Metric #	Metric	Baseline	Year 1 Outcome	Year 2 Outcome	Target for Year 3 Outcome	Current Difference from Baseline
3.1	Percentage of Parents of Low-Income Students Using ParentSquare to Communicate with the School	100% of parents Low-Income students are in contact with teachers via ParentSquare texting feature. [2024 Local Data]			100% of parents of Low-Income students will be in contact with teachers via ParentSquare texting feature. [Local Data]	

3.2	Percentage of Parents of English Learners Using ParentSquare to Communicate with the School	100% of parents of English Learners are in contact with teachers via ParentSquare texting feature. [2024 Local Data]			100% of parents of English Learners will be in contact with teachers via ParentSquare texting feature. [Local Data]	
3.3	Number of Parents Attending School Events	10 parents/family members attended high school graduation ceremony during 2023-24. [2024 Local Data]			20 parents/family members will attend school events in 2026-27. [Local Data]	
3.4	Percentage of Teachers Making ParentSquare Log Entries	100% of Teachers were provided access to PowerSchool to log entries in 2023-24. 2024 [Local Data]			100% of Teachers will provide access to PowerSchool to log entries in 2026-27. [Local Data]	
3.5	Number of Parents Attending Endeavor/Voyager Parent Meetings	No parents of English Learner students and one parent of a Low-Income student attended a Parent Advisory Committee (PAC) meeting during Fall 2023. 2023-24 [Local Data]			5 parents of English Learner students and 5 parents of a Low-Income student will attend Parent Advisory Committee (PAC) in 2026-27. [Local Data]	
3.6	Percentage of Foster Youth Caregiver	In 2023-24, 9% of Madera County			In 2026-27, 25% of Madera County	

	Participation in Monthly Workshops.	caregivers have participated in monthly workshops. [2024 Local Data]			caregivers will participate in monthly workshops. [Local Data]	
3.7	Percentage of caregivers of CAES foster youth using ParentSquare to communicate with Foster Youth/Homeless Education staff	Using ParentSquare to communicate specifically with CAES foster youth caregivers and homeless education parents will be new in the 2024-2025 school year. Currently, 0 parents use this feature for Foster Youth. [2023-24 Local Data]			100% of CAES foster youth caregivers and homeless parents will communicate directly with Foster Youth staff via ParentSquare [Local Survey Data]	

Goal Analysis [2023-24]

An analysis of how this goal was carried out in the previous year.

A description of overall implementation, including any substantive differences in planned actions and actual implementation of these actions, and any relevant challenges and successes experienced with implementation.

Not Applicable: Please refer to the 2023-24 LCAP Annual Update.

An explanation of material differences between Budgeted Expenditures and Estimated Actual Expenditures and/or Planned Percentages of Improved Services and Estimated Actual Percentages of Improved Services.

Not Applicable: Please refer to the 2023-24 LCAP Annual Update.

A description of the effectiveness or ineffectiveness of the specific actions to date in making progress toward the goal.

Not Applicable: Please refer to the 2023-24 LCAP Annual Update.

A description of any changes made to the planned goal, metrics, target outcomes, or actions for the coming year that resulted from reflections on prior practice.

Not Applicable: Please refer to the 2023-24 LCAP Annual Update.

Actions

Action #	Title	Description	Total Funds	Contributing
3.1	Promote School Communication	<p>ParentSquare, which allows for two-way communication between school and home, and phone calls for school events will be used for contacting all families. All communication will be provided in English and Spanish so parents of English Learner students are kept equally informed of school news and events.</p> <p>Translations of announcements and documents through ParentSquare will provide opportunities for parents to provide feedback through surveys distributed through ParentSquare.</p>	\$1,500.00	Yes
3.2	Promote Participation of Families of English Learners	Spanish is the primary language of more than 99% of English Learner students enrolled in Endeavor/Voyager. By utilizing both Parent Square translation services (embedded in the program) and DTS translations of school documents including SARC and LCAP, Endeavor/Voyager staff will increase participation of parents of English Learners through personal invitations via phone calls from administrators, academic counselors, or other support staff. Parent consultation and feedback meetings for the purpose of English Learner reclassification will also provide opportunities for parents to provide feedback. ParentSquare translates communications to the language of English Learner students' parents. Administrator, School Counselor, Instructional Assistant and support staff are Spanish-speaking and facilitate clear and prompt communication.	\$3,205.00	No
3.3	Increase Parent/Guardian Involvement and Attendance at School Functions	Endeavor/Voyager staff will Increase parent participation at school events and informational meetings to support identified needs of families. The Voyager program hosts Cadet Academy Graduation ceremonies throughout the year and parents will be invited to attend. Parents can attend athletic competitions and/or academic competitions. There are	\$500.00	Yes

		additional advisory committees for students and families to provide input on programmatic improvements. Families requiring transportation will be provided Madera Area Express tickets/vouchers to access transportation to attend school events.		
3.4	Maintain High Level of Home-School Communication	Endeavor/Voyager staff will ensure the requiring of communication to the parents of our students by documentation of all communication in ParentSquare by teachers, on a daily basis for students on their schedule. Administrators, counselors, and other support staff will also log communication with students and parents. Documentation will contribute to effective communication by all staff, especially administrators and academic counselors, while meeting with parents to discuss successes or concerns about their child's academic progress.	\$0.00	No
3.5	Increase Educational Partner Input and Participation	The Program Director will work with correctional staff to make accommodations for school/student related meetings to be held on-site to increase parent attendance, including the Parent Advisory Council (PAC), School Site Council (SSC) and English Learner Advisory Committee (ELAC). Input from families will help establish informational meeting topics of interest to provide families with resources and skills to support their student's academic and social-emotional needs. Partnerships with Madera County Department of Public/Behavioral Health will provide local resources accessible to families in Madera County.	\$500.00	Yes
3.6	Foster Youth and Homeless Students	Coordinate monthly workshops to inform caregivers about the unique needs of Foster and Homeless Youth. Workshop topics include AB490/McKinney-Vento, overview of resources and support services, trauma informed Strategies for Behavior at Home, Ensuring Healthy Relationships for Youth, Suicide Awareness, Supporting Youth through Early College Awareness and Preparation, the Special Education Process, and Human Trafficking Awareness; Ensure caregiver accessibility by providing virtual opportunities to participate. Promote the usage of ParentSquare for on-going communication between parents and foster/homeless education staff.	\$1,000.00	No Yes

Goals and Actions

Goal

Goal #	Description	Type of Goal
4	By June, 2027, 100% of Endeavor/Voyager students will show at least one year growth on i-Ready diagnostic assessments in Math and contribute to a greater number of students earning academic credits to meet graduation requirements.	Equity Multiplier Focus Goal

State Priorities addressed by this goal.

Priority 4: Pupil Achievement (Pupil Outcomes) Priority 5: Pupil Engagement (Engagement)

An explanation of why the LEA has developed this goal.

Mathematics lack of proficiency continues to be a concern for Endeavor/Voyager students. Due to the small number of Endeavor/Voyager students who take the state assessments (<11), data cannot be shared in order to protect privacy. Students performed significantly below grade level in Mathematics as measured using i-Ready assessments. These low proficiency levels include 0% at grade level in Math. A survey of local conditions and input from educational partners confirms the need to improve academic outcomes for Endeavor/Voyager students, especially in math. Low math performance is also impacting the opportunities for our students to meet graduation requirements. As of January 2024, two Endeavor students met high school graduation requirements. In order to improve academic outcomes and increase graduation prospects for Endeavor/Voyager students, the Endeavor/Voyager staff created this goal.

Measuring and Reporting Results

Metric #	Metric	Baseline	Year 1 Outcome	Year 2 Outcome	Target for Year 3 Outcome	Current Difference from Baseline
4.1	i-Ready assessments in Math: Percentage of Students Showing Growth	18% of students are performing at or above grade-level in Reading. 0% at grade level in Math. However, Math results indicate 9% of students showed growth of at least one grade-level.			100% of Endeavor/Voyager students will show at least one year growth on i-Ready diagnostic assessments in ELA and Math.	

		[2023-24 iReady Diagnostic Assessment]				
4.2	California School Dashboard: Students Graduating with a High School Diploma	Two Endeavor students graduated during the 2023-24 school year. [2024 Local Data]			Four Endeavor students will graduate in the 2026-27 school year.	

Goal Analysis [2023-24]

An analysis of how this goal was carried out in the previous year.

A description of overall implementation, including any substantive differences in planned actions and actual implementation of these actions, and any relevant challenges and successes experienced with implementation.

Not Applicable: Please refer to the 2023-24 LCAP Annual Update.

An explanation of material differences between Budgeted Expenditures and Estimated Actual Expenditures and/or Planned Percentages of Improved Services and Estimated Actual Percentages of Improved Services.

Not Applicable: Please refer to the 2023-24 LCAP Annual Update.

A description of the effectiveness or ineffectiveness of the specific actions to date in making progress toward the goal.

Not Applicable: Please refer to the 2023-24 LCAP Annual Update.

A description of any changes made to the planned goal, metrics, target outcomes, or actions for the coming year that resulted from reflections on prior practice.

Not Applicable: Please refer to the 2023-24 LCAP Annual Update.

Actions

Action #	Title	Description	Total Funds	Contributing
4.1	Math Support Teacher	Endeavor/Voyager students are enrolling significantly deficient in math as measured by i-Ready Formative Assessments. Students are in need of more intensive, daily math instruction as the increased proficiency is	\$136,900.00	No

		needed to close the achievement gap for all Low Income, English Learner, and Foster Youth students. An additional teacher will be assigned to Endeavor/Voyager staff for math instruction.		
--	--	--	--	--

Goals and Actions

Goal

Goal #	Description	Type of Goal
5	Facilitate the county-wide coordination of services for the educational success of students in foster care, including successful transition to post-secondary education and/or employment.	Broad Goal

State Priorities addressed by this goal.

Priority 10: Foster Youth – COEs Only (Conditions of Learning)

An explanation of why the LEA has developed this goal.

The educational outcomes of children in foster care continue to be of concern not only statewide, but, locally as well. A low percentage of students in foster care graduate from high school, and, although most Foster Youth say they want to go to college, very few do. Of those who enroll in a post-secondary program, very few successfully complete. Additionally, students in foster care often change placements, impacting their academic and social-emotional success and well-being. Students in foster care consistently perform low in ELA and Math state assessments. Ensuring students in foster care receive the necessary information and support to graduate from high school and to be prepared for college/career is vital. Due to the high mobility of Foster Youth, establishing county-wide policies and procedures to address school stability and the immediate enrollment of Foster Youth is critical. Providing LEAs and other educational partners with information about the unique needs of Foster Youth trainings and support to develop their capacity to advocate for and support this group of youth is critical for the stability and success of our students in foster care. The Foster Youth Services Coordinating Program (FYSCP) works to ensure the county-wide coordination of services for foster youth to ensure school stability and, thus, college/career readiness and academic and social-emotional success.

Building the capacity of local LEAs to understand the unique needs of students in care will facilitate the identification of barriers faced by this population and, thus, facilitate the identification of strategies to minimize those barriers. Through professional development and training opportunities, gathering of and sharing best practices, case management, policy review/development, grade level transition support and through the provision of academic support services, the foster youth services program expects that LEAs will have sufficient knowledge, tools, and strategies to minimize the rate of school mobility and improve the academic and social outcomes of foster youth. Additionally, helping LEAs understand how to ensure school stability through "best interested determination" is critical to the academic/social well-being of students in care. The continued implementation of a county-wide interagency agreement outlining a common procedure in making "best interest determinations" and outlining the processes used in the development of a transportation plan (to maintain school of origin) ensures a consistent system and process. On-going professional development and Foster Youth Executive Advisory Council meetings provide a consistent venue through which new information and best practices are shared, helping to build capacity and ensuring the collaboration and facilitation of county-wide foster youth services.

Through the development and implementation of county-wide college and career readiness opportunities including policies to ensure accessibility to summer school, credit recovery, A-G/CTE/AP/Honors courses, dual enrollment courses, etc., as well as through college visits, foster youth participate in activities that will help them become college and career ready and informed about post-secondary options. They

learn about the paths necessary to take based on their individual interests. Additionally, monthly caregiver workshops help caregivers stay informed about an array of topics and are designed to provide them with tools and strategies to support the academic and social success of students.

The combination of ensuring LEAs have the capacity to support the needs of foster youth, including ensuring their school stability and academic/social-emotional success, as well as ensuring that foster youth are college and career ready and that caregivers have the knowledge, tools, and support to address the academic and social-emotional needs of youth in their care is the goal of Madera County's Foster Youth Services. Through the coordination of educational partners, caregiver, and student activities and services as indicated below, the Foster Youth Services Program expects that Madera County foster youth will have the opportunities they need to maximize their potential academically and develop a post-secondary plan that they will be able to successfully transition into upon graduating from high school.

Measuring and Reporting Results

Metric #	Metric	Baseline	Year 1 Outcome	Year 2 Outcome	Target for Year 3 Outcome	Current Difference from Baseline
5.1	Number of county-wide meetings, professional development/ technical assistance opportunities provided to LEAs, probation, and child welfare services partners.	During 2023-2024, the FYSCP provided 16 professional development opportunities [2023-24 Local Data]			Continue providing at least 15 professional development opportunities annually.	
5.2	Foster youth graduation rate	61% graduation rate (2022-2023 DataQuest)			100% of Madera County Foster Youth will graduate	
5.3	Foster youth stability rate	59% stability rate (2022-2023 DataQuest)			Foster youth stability rate will match or exceed the county-wide rate	
5.4	Number of LEAs participating in monthly advisory council meetings.	During 2023-2024, six LEAs participated in monthly advisory council meetings			100% of LEAs (9) will participate in monthly advisory council meetings	

		[2023-24 Local Data]				
5.5	Number of parent workshops and other opportunities for caregiver support provided	During 2023-2024, six parent workshops were provided for caregivers. [2023-24 Local Data]			Provide 10 workshops annually to caregivers	
5.6	Number of county-wide post-secondary preparation and career awareness/readiness opportunities provided for foster youth	During 2023-2024, 14 post-secondary preparation/career readiness opportunities were provided for foster youth. [2023-24 Local Data]			Provide 15 or more post-secondary/career readiness opportunities for foster youth.	

Goal Analysis [2023-24]

An analysis of how this goal was carried out in the previous year.

A description of overall implementation, including any substantive differences in planned actions and actual implementation of these actions, and any relevant challenges and successes experienced with implementation.

Not Applicable: Please refer to the 2023-24 LCAP Annual Update.

An explanation of material differences between Budgeted Expenditures and Estimated Actual Expenditures and/or Planned Percentages of Improved Services and Estimated Actual Percentages of Improved Services.

Not Applicable: Please refer to the 2023-24 LCAP Annual Update.

A description of the effectiveness or ineffectiveness of the specific actions to date in making progress toward the goal.

Not Applicable: Please refer to the 2023-24 LCAP Annual Update.

A description of any changes made to the planned goal, metrics, target outcomes, or actions for the coming year that resulted from reflections on prior practice.

Not Applicable: Please refer to the 2023-24 LCAP Annual Update.

Actions

Action #	Title	Description	Total Funds	Contributing
5.1	Coordinate county-wide post-secondary preparation and awareness activities for foster youth students	The FYSCP will coordinate college matriculation and free application for federal student aid (FAFSA) support workshops for seniors, coordinate quarterly post-secondary awareness workshops/guest speakers for high school students focused on the different systems of higher education and career technical education opportunities, coordinate monthly parent workshops on topics to increase foster youth advocacy and improve college/career guidance at home (i.e. AB490, Trauma Informed Strategies, Special Education, Healthy Relationships, Early College Awareness and Preparation, etc.) and ensure staff receive training, support and resources to implement AB167.	\$273,216.00	No
5.2	Coordinate county-wide career awareness and readiness activities for foster youth students	The FYSCP will coordinate the annual R.I.S.E. Youth Conference, provide backpacks and school supplies, coordinate and facilitate College and Career Awareness Workshops for middle and high school students, coordinate college/university field trips and opportunities for other student events, assist in the development and facilitation of grade level transition services, provide support for orientation meetings and support for students transitioning from elementary to middle, middle to high school, and high school to post-secondary, provide paid work experience opportunities, provide assistance for case management to identify academic and social support services (i.e. behavioral health, tutoring, academic counseling, etc.) and to ensure access to summer school, credit recovery, dual enrollment, A-G and CTE courses (help to ensure high school youth are familiar with available courses and other support services); outreach to families will be conducted regarding college and career workshops, senior workshops, and other student events and activities; partner with Independent Living Program to facilitate financial literacy, budgeting and other independent living skills.	\$26,000.00	No

5.3	Build LEA and caregiver capacity to support the social-emotional and academic needs of foster youth	<p>The Foster Youth Coordinator will develop and provide professional development in areas relevant to Foster Youth including legislation, school stability, HS needs of Foster Youth, truancy, trauma informed care, and alternative discipline strategies (for liaisons, school staff, social workers, probation, CASA, caregivers, etc.), meet with liaisons individually two times per year to provide support, pilot the Neurosequential Model in Education (NME) in one school district, assist LEAs to provide case managers to conduct AB167 screenings, monitor attendance and academic progress, identify academic and social-emotional needs, make referrals, coordinate services, identify youth to participate in post-secondary preparation activities, etc., coordinate monthly caregiver workshops focused on various topics to help support the academic and social-emotional well-being of foster youth; Prioritize literacy for 3rd – 6th grade foster youth through increased awareness of the importance of early literacy, workshops and literacy events to provide strategies for parents; increase coordination with local Early Childhood Education programs to identify and support more children and families; increase awareness about the importance of attendance and providing positive attendance strategies for caregivers, provide support for case managing seniors and ensuring support for matriculation into post-secondary programs, connecting them with college support programs, etc.; provide social emotional support services to Foster Youth by ensuring staff have adequate knowledge, trauma-informed training, and resources to meet the SEL needs of Foster Youth and ensuring connection to extra-curricular activities; provide assistance to revise policies/practices to ensure that Foster Youth experiencing school discipline have access to positive behavior supports, Restorative Justice, pupil services counseling, mental health services, and other positive behavior modification services; provide support to increase number of foster youth receiving services from Court Appointed Special Advocates (CASA) targeting early childhood-aged youth - focus on social-emotional strategies, attendance, behavior and support for caregivers on managing behavior at home; continue facilitating monthly Executive Advisory Council meetings and highlighting information relevant to foster youth including legislation, best practices, training opportunities, etc.</p>	\$73,586.00	No
5.4	Ensure school stability	<p>The FYSCP and districts will ensure school stability by minimizing changes in school placement if in the best interest of the youth by providing</p>	\$25,000.00	No

		<p>transportation to maintain school of origin, provide educational case management to identify academic and behavioral support services (i.e. monitor attendance and behavior) ; continue overseeing county-wide interagency school of origin/transportation agreement and ensure partners are familiar with the agreement ; meet every other month with EAC subcommittee to discuss students with very high needs and ensure social and academic needs are meet to ensure school stability.</p>		
--	--	---	--	--

Goals and Actions

Goal

Goal #	Description	Type of Goal
6	Facilitate the county-wide coordination of services for the educational success of expelled youth.	Broad Goal

State Priorities addressed by this goal.

Priority 9: Expelled Pupils – COEs Only (Conditions of Learning)

An explanation of why the LEA has developed this goal.

In order to ensure continuity of academic instruction and limit the learning loss resulting from expulsions, Madera County Superintendent of Schools will lead the process of writing and updating the Expelled Youth Plan in conjunction with school districts in Madera County. The execution of this plan will lead the coordination to develop the countywide Expelled Youth Plan to ensure the academic success of expelled youth and minimize learning loss as they transition from their home district to another school site, and back to their home district. As a result of the most recent Expelled Youth Plan, representatives from Madera County school districts agreed to meet annually to provide updates on the implementation and effectiveness of the plan to support the needs of expelled youth from every district. Every three years, the expulsion data will be reviewed and analyzed to ensure relevance of actions, take note of and rewrite the plan to reflect changing needs.

The Madera County Superintendent of Schools programs served 15 expelled youth in 2023-24.

Measuring and Reporting Results

Metric #	Metric	Baseline	Year 1 Outcome	Year 2 Outcome	Target for Year 3 Outcome	Current Difference from Baseline
6.1	Madera County Student Expulsion Rate	0.3% expulsion rate of students from Madera County. [2022-23 DataQuest Expulsion Rate]			Maintain or reduce the expulsion rate annually.	
6.2	Annual Meeting	Meetings were held throughout 2023-24 to craft the next Expelled			MCSOS will facilitate annual meetings to review, monitor,	

		Youth Plan for Madera County. [2023-24 Local Data]			and discuss impact and effectiveness of plan.	
--	--	---	--	--	---	--

Goal Analysis [2023-24]

An analysis of how this goal was carried out in the previous year.

A description of overall implementation, including any substantive differences in planned actions and actual implementation of these actions, and any relevant challenges and successes experienced with implementation.

Not Applicable: Please refer to the 2023-24 LCAP Annual Update.

An explanation of material differences between Budgeted Expenditures and Estimated Actual Expenditures and/or Planned Percentages of Improved Services and Estimated Actual Percentages of Improved Services.

Not Applicable: Please refer to the 2023-24 LCAP Annual Update.

A description of the effectiveness or ineffectiveness of the specific actions to date in making progress toward the goal.

Not Applicable: Please refer to the 2023-24 LCAP Annual Update.

A description of any changes made to the planned goal, metrics, target outcomes, or actions for the coming year that resulted from reflections on prior practice.

Not Applicable: Please refer to the 2023-24 LCAP Annual Update.

Actions

Action #	Title	Description	Total Funds	Contributing
6.1	Triennial Meetings	MCSOS will provide personnel for full cooperation to oversee and monitor the Expelled Youth Plan and lead the process on a triennial basis to develop this plan in collaboration with the nine districts in Madera County. The Executive Director, Career Alternative Education Services (CAES) Division, will lead the process with representatives from each of the other districts in Madera County.	\$0.00	No

6.2	Annual Reviews	Annual review and monitoring of Expelled Youth Plan to ensure implementation and identify possible gaps, along with effective strategies for serving expelled youth. All efforts will be made to effectively support expelled students to return to district of residence by satisfactorily meeting the stipulations of the expulsion. The annual review was conducted in Spring of 2024, with a new plan written and approved by the nine district Superintendents and MCSOS in May of 2024.	\$0.00	No

Increased or Improved Services for Foster Youth, English Learners, and Low-Income Students [2024-25]

Total Projected LCFF Supplemental and/or Concentration Grants	Projected Additional 15 percent LCFF Concentration Grant
\$252,297	\$0

Required Percentage to Increase or Improve Services for the LCAP Year

Projected Percentage to Increase or Improve Services for the Coming School Year	LCFF Carryover — Percentage	LCFF Carryover — Dollar	Total Percentage to Increase or Improve Services for the Coming School Year
3.431%	1.070%	\$78,106.03	4.502%

The Budgeted Expenditures for Actions identified as Contributing may be found in the Contributing Actions Table.

Required Descriptions

LEA-wide and Schoolwide Actions

For each action being provided to an entire LEA or school, provide an explanation of (1) the unique identified need(s) of the unduplicated student group(s) for whom the action is principally directed, (2) how the action is designed to address the identified need(s) and why it is being provided on an LEA or schoolwide basis, and (3) the metric(s) used to measure the effectiveness of the action in improving outcomes for the unduplicated student group(s).

Goal and Action #	Identified Need(s)	How the Action(s) Address Need(s) and Why it is Provided on an LEA-wide or Schoolwide Basis	Metric(s) to Monitor Effectiveness
1.3	Action: Instructional Staff Professional Development Program Need: English Learner proficiency in ELA continues to be a focal point for Endeavor/Voyager Staff because zero English Learners met re-designation criteria in 2023-24. To meet the	Weekly professional development for Endeavor/Voyager staff is designed to meet the academic, social, and emotional needs of students to maximize academic achievement. Professional development is designed for teachers, administrators, counselors, and other support staff. Topics include (but not limited to): <ul style="list-style-type: none"> Social emotional learning 	<ul style="list-style-type: none"> California School Dashboard: ELPAC Summative Assessment: Rate of English Learner Students Making Progress

Goal and Action #	Identified Need(s)	How the Action(s) Address Need(s) and Why it is Provided on an LEA-wide or Schoolwide Basis	Metric(s) to Monitor Effectiveness
	<p>learning needs of these students, this action will be continued.</p> <p>Scope: LEA-wide</p>	<ul style="list-style-type: none"> Identifying and implementing best instructional practices principally directed at meeting the needs of English Learners Meeting the needs of Homeless students and Foster Youth Multi-Tiered Support System (MTSS) Academic Achievement <p>Teachers are encouraged to seek professional development opportunities or conferences provided by other educational organizations, aside from those provided by MCSOS, cited Goal 1 Action 5.</p> <p>Endeavor/Voyager staff expect that this focused professional development will help address Goal 1 by improving instructional practices through sustained trainings grounded in the current standards and frameworks, which will lead to greater achievement in mathematics and improved graduation rates.</p> <p>In order to maximize its impact in increasing academic outcomes for all students, this action is being provided on an LEA-wide basis.</p>	<p>toward English Proficiency</p> <ul style="list-style-type: none"> Redesignation Rate LAS Links diagnostics i-Ready ELA assessments California School Dashboard: ELA Distance from Standard California School Dashboard: <p>Students Graduating with a High School Diploma</p>
1.4	<p>Action: Low-Income Students to Make Academic Progress in Math</p> <p>Need: School year 2023-24 i-Ready results indicate 0% of Low-Income students are at grade level in Math, and the sample size of students was too small to provide meaningful achievement data from CAASPP results.</p> <p>Formative and summative math assessments, indicate that students are not progressing in</p>	<p>MCSOS will contract with the Fresno County Superintendent of Schools to provide instructional staff with professional development opportunities in Math.</p> <p>Since students enrolled at Endeavor/Voyager are significantly behind in mathematics, teachers need to be able to provide math instruction to students at varying levels of ability. Professional development sessions for teachers and Instructional Assistants will include effective instructional practices, curriculum support, and mathematical strategies for use in classrooms.</p>	<ul style="list-style-type: none"> i-Ready Math assessments California School Dashboard: Math Distance from Standard

Goal and Action #	Identified Need(s)	How the Action(s) Address Need(s) and Why it is Provided on an LEA-wide or Schoolwide Basis	Metric(s) to Monitor Effectiveness
	<p>mathematics and are at risk of not fulfilling high school diploma requirements.</p> <p>Scope: LEA-wide</p>	<p>Endeavor/Voyager staff expect this action to result in improved math achievement for our Low-Income and English Learner students, as it will provide our instructional staff with an enhanced "toolkit" of math instructional strategies to meet the individual needs of each student, and to more effectively group students based on their abilities.</p> <p>In order to maximize its impact in increasing academic outcomes for all students, this action is being provided on an LEA-wide basis.</p>	
1.5	<p>Action: Retain Highly Effective Teachers Through Individualized Professional Development</p> <p>Need: English Language Arts and Mathematics lack of proficiency continues to be a concern for Endeavor/Voyager staff as students performed significantly below grade level in ELA and Mathematics as measured using i-Ready assessments. These low proficiency levels include 0% percent on grade level and 94% were two or more years below grade level in ELA; and 0% on grade level and 100% were more than two years below grade level in mathematics.</p> <p>All instructional staff having access to high-quality professional development continued to be an identified need for increasing student achievement during the 2024-25 school year, including a weekly professional growth and development calendar that included, i-Ready curriculum and development, mathematics content and pedagogy and application skills to</p>	<p>To positively affect academic achievement of Low-Income students, English Learners, and Foster Youth in ELA, math and English language proficiency, MCSOS will provide high quality professional development to increase teacher and staff effectiveness. Building teacher capacity in this manner will increase staff retention and contribute to a positive working environment. Teachers are encouraged to seek professional growth opportunities or conferences from other educational organizations to improve their instructional practices and increase student achievement in the areas of ELA, designated English language development and math.</p> <p>Endeavor/Voyager staff expect this action to result in improved math achievement for our Low-Income and English Learner students, as it will provide our instructional staff with an enhanced "toolkit" of instructional strategies in the areas of ELA, designated English language development and math. A greater array of strategies will increase the likelihood that staff will meet the individual needs of each student.</p>	<ul style="list-style-type: none"> • i-Ready ELA assessments • California School Dashboard: ELA Distance from Standard • i-Ready Math assessments • California School Dashboard: Math Distance from Standard • California School Dashboard: ELPAC Summative Assessment: Rate of English Learner Students Making Progress toward English Proficiency • Redesignation Rate

Goal and Action #	Identified Need(s)	How the Action(s) Address Need(s) and Why it is Provided on an LEA-wide or Schoolwide Basis	Metric(s) to Monitor Effectiveness
	<p>classroom instruction, Multi-Tiered Systems of Support (MTSS), SEL training for all instructional staff, and curriculum development and implementation for new online learning and Social Science curricula.</p> <p>Scope: LEA-wide</p>	<p>In order to maximize its impact in increasing academic outcomes for all students, this action is being provided on an LEA-wide basis.</p> <p>(Note: The action is not funded with LCFF funds. However, it demonstrates additional services and support provided to unduplicated students, which is why it is included in this section.)</p>	
1.7	<p>Action: Maintain Low Student to Teacher Ratio</p> <p>Need: English Language Arts and Mathematics lack of proficiency continues to be a concern for Endeavor/Voyager staff as students performed significantly below grade level in ELA and Mathematics as measured using i-Ready assessments. These low proficiency levels include 0% percent on grade level and 94% were two or more years below grade level in ELA; and 0% on grade level and 100% were more than two years below grade level in mathematics.</p> <p>Scope: LEA-wide</p>	<p>Student to teacher ratio should be 16:1, but during the 2024-25 school year, Endeavor/Voyager will be maintained below 10:1.</p> <p>Having an extra teacher allows students to receive increased individualized support from all teachers, since the student to teacher ratio is significantly lower. As a result, we expect that students will improve academic achievement in ELA and Math through the increased support and availability of teachers. The additional teacher allows students to benefit from increased, in-person course offerings.</p> <p>In order to maximize its impact in increasing academic outcomes for all students, this action is being provided on an LEA-wide basis.</p>	<ul style="list-style-type: none"> • i-Ready ELA assessments • California School Dashboard: ELA Distance from Standard • i-Ready Math assessments • California School Dashboard: Math Distance from Standard • California School Dashboard: ELPAC Summative Assessment: Rate of English Learner Students Making Progress toward English Proficiency • Redesignation Rate

Goal and Action #	Identified Need(s)	How the Action(s) Address Need(s) and Why it is Provided on an LEA-wide or Schoolwide Basis	Metric(s) to Monitor Effectiveness
1.10	<p>Action: i-Ready Assessments for Grade Level Proficiency</p> <p>Need: Since the enrollment at Endeavor/Voyager is very small, California School Dashboard data is not available, as very few enrolled students are required to take state summative assessments for grades, 7, 8, and 11.</p> <p>Scope: LEA-wide</p>	<p>Teachers will use formative i-Ready assessments and prescriptive lessons to help students become more academically proficient. Teachers will assign i-Ready lessons as part of the required classwork to support learning and increase academic proficiency.</p> <p>Teachers will use formative i-Ready math assessments and prescriptive lessons to help students become more academically proficient. Teachers will assign i-Ready math lessons as part of the required classwork to support learning and increase academic proficiency. The instructional assistant will assist low-performing students with additional support. Additional instructional materials will be purchased to support classroom instruction, as needed. Data from state assessments is contingent on a minimum number of students completing assessments, so that data is not reliable as it is not available on a yearly basis.</p> <p>Endeavor/Voyager staff expect to see growth in ELA and Math assessment results from the action. Aside from providing data on current grade level and subskill strengths and identifying areas of growth, i-Ready also assigns individualized prescriptive lessons to support each student's progress toward grade-level proficiency. To this point, i-Ready allows for actionable feedback to both student and teacher about skill development needing greater intervention and reteaching while the student is enrolled in either program. Should the student be enrolled long enough, there will be a second diagnostic assessment that will allow for growth comparisons as a result of instruction.</p>	<ul style="list-style-type: none"> • i-Ready ELA assessments • California School Dashboard: ELA Distance from Standard • i-Ready Math assessments • California School Dashboard: Math Distance from Standard

Goal and Action #	Identified Need(s)	How the Action(s) Address Need(s) and Why it is Provided on an LEA-wide or Schoolwide Basis	Metric(s) to Monitor Effectiveness
		In order to maximize its impact in increasing academic outcomes for all students, this action is being provided on an LEA-wide basis.	
1.11	<p>Action: Increase Students Completing CTE Courses</p> <p>Need: After assessing the needs, conditions, and circumstances of Endeavor/Voyager SED students, this data based on the needs of incarcerated youth, who do not have the same access to elective courses as non-incarcerated youth. To support these students, an Intro to welding class was provided using several virtual welders to create a real-life welding scenario in a safe environment.</p> <p>Scope: LEA-wide</p>	<p>To provide Low-Income students with access to an in-person CTE elective course, a teacher will provide weekly instruction. An Introduction to Welding course will be continued with virtual welders to create a virtual welding scenario in a safe environment. Student interest in welding will increase student enrollment in CTE courses upon release to their home districts.</p> <p>Endeavor/Voyager staff expect this action to increase the number of students completing this CTE course because of its availability and that it offers an introductory course to a trade after high school.</p> <p>In order to maximize its impact in increasing academic outcomes for all students, this action is being provided on an LEA-wide basis.</p>	<ul style="list-style-type: none"> • Number of Students completing credit in a Career Technical Education (CTE) Class • Access to a Broad Course of Study
2.1	<p>Action: Increase Student Attendance Rates</p> <p>Need: Students in Endeavor/Voyager have historically high levels of truancy and academic struggles while in their districts of residence.</p> <p>Although students are incarcerated, they do have the option to not attend class.</p> <p>Scope:</p>	<p>All teachers will create a positive learning environment to encourage students to attend class. Teachers, academic counselor and Program Director to participate in monthly Treatment Team meetings with corrections staff to learn of issues and potential available support for students who are struggling with incarceration, which can impact school attendance. Staff members will provide students with incentives for excellent attendance.</p> <p>Because this action provides significant support and encouragement through counseling and incentives, Endeavor/Voyager staff expect to</p>	<ul style="list-style-type: none"> • Attendance Rate • California School Dashboard: Chronic Absenteeism • School Climate Survey: Percentage of Students Responding they Feel Safe and Connected to School

Goal and Action #	Identified Need(s)	How the Action(s) Address Need(s) and Why it is Provided on an LEA-wide or Schoolwide Basis	Metric(s) to Monitor Effectiveness
	Schoolwide	<p>maintain very high attendance rates. Endeavor/Voyager staff also expects to maintain high percentages of students who feel safe at and connected to school.</p> <p>In order to maximize its impact in increasing academic outcomes for all students, this action is being provided on an LEA-wide basis.</p>	
2.3	<p>Action: Increase Student Participation</p> <p>Need: After assessing the needs, conditions, and circumstances of Endeavor/Voyager Low-Income students, we found that they have had the least access to enrichment outside the school environment in their districts of residence. This is truly an equity issue. Most have never been out of the Central Valley, never seen the ocean or mountains, never visited a museum or art gallery, or experienced the activities that foster social interaction and enhance engagement in school.</p> <p>Scope: Schoolwide</p>	<p>Extended learning opportunities, including field trips and guest presentations allow students more enriched learning. Teachers will plan field trips and guest presenters that enhance student learning and increase connectedness to school. Some field trip destinations now allow for virtual access, which can also contribute to learning goals.</p> <p>Endeavor/Voyager staff expect the activities in this action to further engage our Low-Income students and English Learners in positive experiences and interactions with their peers that maintain high percentages of students who feel safe at and connected to school.</p> <p>In order to maximize its impact in increasing academic outcomes for all students, this action is being provided on an LEA-wide basis.</p>	<ul style="list-style-type: none"> • Number of Annual Presentations to Students • Percentage of Students Participating in Learning Opportunities Outside of the Classroom • School Climate Survey: Percentage of Students Responding they Feel Safe and Connected to School
2.6	<p>Action: Positive Student Recognition Program</p> <p>Need: This year has shown another increase in student referrals for counseling services. This is not a surprise given local mental health</p>	<p>Endeavor/Voyager administration, school counselors, teachers, and other staff will plan and conduct ongoing student recognition to build connections to the school community, affect positive school culture, and outreach to parents. Students are recognized by teachers for academic progress, attendance, and citizenship awards.</p>	<ul style="list-style-type: none"> • Attendance Rate • California School Dashboard: Chronic Absenteeism

Goal and Action #	Identified Need(s)	How the Action(s) Address Need(s) and Why it is Provided on an LEA-wide or Schoolwide Basis	Metric(s) to Monitor Effectiveness
	<p>experts anticipated long lasting social and emotional impacts of the COVID-19 pandemic for the foreseeable future. These ongoing needs drive the continued learning and acquisition of resources to support the SEL needs of incarcerated youth.</p> <p>Scope: Schoolwide</p>	<p>Support staff will contact parents via ParentSquare as well.</p> <p>Endeavor/Voyager staff expect the activities in this action to further engage our Low-Income students and English Learners in positive experiences that maintain high percentages of students who feel connected to school. Because this action provides significant support and encouragement through recognition and incentives, Endeavor/Voyager staff expects to maintain very high attendance rates.</p> <p>In order to maximize its impact in increasing academic outcomes for all students, this action is being provided on an LEA-wide basis.</p>	<ul style="list-style-type: none"> School Climate Survey: Percentage of Students Responding they Feel Safe and Connected to School
3.1	<p>Action: Promote School Communication</p> <p>Need: A survey of family Educational Partners found that parents of Low-Income students and English Learners cited frequent communication from the school as something they found very useful and appreciated very much.</p> <p>A survey of local conditions did find that actual participation by parents of Low-Income students and English Learners is very low.</p> <p>Scope: LEA-wide</p>	<p>ParentSquare, which allows for two-way communication between school and home, and phone calls for school events will be used for contacting all families. All communication will be provided in English and Spanish so parents of English Learner students are kept equally informed of school news and events.</p> <p>Endeavor/Voyager staff expects this action to continue the 100% participation of Parents in communication through ParentSquare.</p> <p>In order to maximize its impact in increasing academic outcomes for all students, this action is being provided on an LEA-wide basis.</p>	<ul style="list-style-type: none"> Percentage of Low-Income Parents Using ParentSquare to Communicate with the School Percentage of Parents of English Learners Using ParentSquare to Communicate with the School Percentage of Teachers Making ParentSquare Log Entries

Goal and Action #	Identified Need(s)	How the Action(s) Address Need(s) and Why it is Provided on an LEA-wide or Schoolwide Basis	Metric(s) to Monitor Effectiveness
3.3	<p>Action: Increase Parent/Guardian Involvement and Attendance at School Functions</p> <p>Need: A survey of local conditions did find that actual participation by parents of Low-Income students and English Learners is very low.</p> <p>Scope: LEA-wide</p>	<p>Endeavor/Voyager staff will Increase parent participation at school events and informational meetings to support identified needs of families. The Voyager program hosts Cadet Academy Graduation ceremonies throughout the year and parents will be invited to attend. Parents can attend athletic competitions and/or academic competitions. There are additional advisory committees for students and families to provide input on programmatic improvements. Families requiring transportation will be provided Madera Area Express tickets/vouchers to access transportation to attend school events.</p> <p>Endeavor/Voyager staff expect this action to increase the participation of parents and families in school events as it will target personal invitations and provide transportation to attend events and to participate in advisory committees.</p> <p>In order to maximize its impact in increasing academic outcomes for all students, this action is being provided on an LEA-wide basis.</p>	- Number of Parents Attending School Events
3.5	<p>Action: Increase Educational Partner Input and Participation</p> <p>Need: A survey of local conditions did find that actual participation by parents of Low-Income students and English Learners is very low.</p> <p>Scope: LEA-wide</p>	<p>The Program Director will work with correctional staff to make accommodations for school/student related meetings to be held on-site to increase parent attendance, including the Parent Advisory Council (PAC), School Site Council (SSC) and English Learner Advisory Committee (ELAC). Input from families will help establish informational meeting topics of interest to provide families with resources and skills to support their student's academic and social-emotional needs. Partnerships with Madera County Department of Public/Behavioral Health will provide local resources accessible to families in Madera County.</p>	- Number of Parents Attending Endeavor/Voyager Parent Meetings

Goal and Action #	Identified Need(s)	How the Action(s) Address Need(s) and Why it is Provided on an LEA-wide or Schoolwide Basis	Metric(s) to Monitor Effectiveness
		<p>Endeavor/Voyager staff expect this action to increase the participation of parents and families in advisory committees as the accommodations negotiated with correctional staff will make it possible for parents to attend meetings on campus rather than off-site.</p> <p>In order to maximize its impact in increasing academic outcomes for all students, this action is being provided on an LEA-wide basis.</p>	
3.6	<p>Action: Foster Youth and Homeless Students</p> <p>Need: Currently, no parents use this feature for Foster Youth.</p> <p>Scope: LEA-wide</p>	<p>Coordinate monthly workshops to inform caregivers about the unique needs of Foster and Homeless Youth. Workshop topics include AB490/McKinney-Vento, overview of resources and support services, trauma informed Strategies for Behavior at Home, Ensuring Healthy Relationships for Youth, Suicide Awareness, Supporting Youth through Early College Awareness and Preparation, the Special Education Process, and Human Trafficking Awareness; Ensure caregiver accessibility by providing virtual opportunities to participate. Promote the usage of ParentSquare for on-going communication between parents and foster/homeless education staff. Using ParentSquare to communicate specifically with CAES foster youth caregivers and homeless education parents will be new in the 2024-2025 school year.</p> <p>Endeavor/Voyager staff expect this action to increase the communication and connectedness between parents and foster/homeless education staff because it will specifically target CAES foster youth caregivers and homeless education parents.</p>	<p>Percentage of caregivers of CAES foster youth using ParentSquare to communicate with Foster Youth/Homeless Education staff</p> <p>Percentage of Foster Youth Caregiver Participation in Monthly Workshops</p>

Goal and Action #	Identified Need(s)	How the Action(s) Address Need(s) and Why it is Provided on an LEA-wide or Schoolwide Basis	Metric(s) to Monitor Effectiveness
		<p>In order to maximize its impact in increasing academic outcomes for all students, this action is being provided on an LEA-wide basis.</p> <p>(Note: The action is not funded with LCFF funds. However, it demonstrates additional services and support provided to unduplicated students, which is why it is included in this section.)</p>	

Limited Actions

For each action being solely provided to one or more unduplicated student group(s), provide an explanation of (1) the unique identified need(s) of the unduplicated student group(s) being served, (2) how the action is designed to address the identified need(s), and (3) how the effectiveness of the action in improving outcomes for the unduplicated student group(s) will be measured.

Goal and Action #	Identified Need(s)	How the Action(s) are Designed to Address Need(s)	Metric(s) to Monitor Effectiveness

For any limited action contributing to meeting the increased or improved services requirement that is associated with a Planned Percentage of Improved Services in the Contributing Summary Table rather than an expenditure of LCFF funds, describe the methodology that was used to determine the contribution of the action towards the proportional percentage, as applicable.

Not applicable

Additional Concentration Grant Funding

A description of the plan for how the additional concentration grant add-on funding identified above will be used to increase the number of staff providing direct services to students at schools that have a high concentration (above 55 percent) of foster youth, English learners, and low-income students, as applicable.

MCSOS does not receive the 15% Concentration Grant add-on.

Staff-to-student ratios by type of school and concentration of unduplicated students	Schools with a student concentration of 55 percent or less	Schools with a student concentration of greater than 55 percent
Staff-to-student ratio of classified staff providing direct services to students	n/a	n/a
Staff-to-student ratio of certificated staff providing direct services to students	n/a	n/a

2024-25 Total Expenditures Table

LCAP Year	1. Projected LCFF Base Grant (Input Dollar Amount)	2. Projected LCFF Supplemental and/or Concentration Grants (Input Dollar Amount)	3. Projected Percentage to Increase or Improve Services for the Coming School Year (2 divided by 1)	LCFF Carryover — Percentage (Input Percentage from Prior Year)	Total Percentage to Increase or Improve Services for the Coming School Year (3 + Carryover %)
	[INPUT]	[INPUT]	[AUTO-CALCULATED]	[AUTO-CALCULATED]	[AUTO-CALCULATED]
Totals	7,353,129	252,297	3.431%	1.070%	4.502%

Totals	LCFF Funds	Other State Funds	Local Funds	Federal Funds	Total Funds	Total Personnel	Total Non-personnel
	[AUTO-CALCULATED]	[AUTO-CALCULATED]	[AUTO-CALCULATED]	[AUTO-CALCULATED]	[AUTO-CALCULATED]	[AUTO-CALCULATED]	[AUTO-CALCULATED]
Totals	\$555,823.00	\$490,297.00	\$131,492.00	\$174,882.00	\$1,352,494.00	\$1,104,886.00	\$247,608.00

Goal #	Action #	Action Title	Student Group(s)		Contributing to Increased or Improved Services?	Scope	Unduplicated Student Group(s)	Location	Time Span	Total Personnel	Total Non-personnel	LCFF Funds	Other State Funds	Local Funds	Federal Funds	Total Funds
This table was automatically populated from this LCAP.																
1	1.1	Provide Standards-Aligned Curriculum to All Students Improve Low-Income Students' Achievement in Math and ELA	All		No				ongoing	\$0.00	\$10,000.00		\$10,000.00			\$10,000.00
1	1.2	Support Students with IEPs	Students with Disabilities		No				ongoing	\$25,487.00	\$500.00	\$500.00	\$25,487.00			\$25,987.00
1	1.3	Instructional Staff Professional Development Program	English Foster Low	Learners Youth Income	Yes	LEA-wide	English Learners Foster Youth Low Income	All Schools	ongoing	\$0.00	\$1,500.00	\$1,500.00				\$1,500.00
1	1.4	Low-Income Students to Make Academic Progress in Math	Low	Income	Yes	LEA-wide	Low Income	All Schools	ongoing	\$0.00	\$3,000.00	\$3,000.00				\$3,000.00
1	1.5	Retain Highly Effective Teachers Through Individualized Professional Development	All		No Yes	LEA-wide		All Schools	ongoing	\$0.00	\$2,800.00				\$2,800.00	\$2,800.00
1	1.6	Provide Instructional Support and Instructional Materials to Increase Student Achievement in ELA and Math	All		No				ongoing	\$190,700.00	\$0.00	\$166,612.00			\$24,088.00	\$190,700.00
1	1.7	Maintain Low Student to Teacher Ratio	English Foster Low	Learners Youth Income	Yes	LEA-wide	English Learners Foster Youth Low Income	All Schools	ongoing	\$342,282.00	\$0.00	\$273,361.00			\$68,921.00	\$342,282.00
1	1.8	English Learner Support	English Learners		No				ongoing	\$18,724.00	\$250.00				\$18,974.00	\$18,974.00

Goal #	Action #	Action Title	Student Group(s)		Contributing to Increased or Improved Services?	Scope	Unduplicated Student Group(s)	Location	Time Span	Total Personnel	Total Non-personnel	LCFF Funds	Other State Funds	Local Funds	Federal Funds	Total Funds
1	1.9	Provide Intervention and Instructional Support for Struggling Learners	All		No				ongoing	\$60,099.00	\$0.00				\$60,099.00	\$60,099.00
1	1.10	i-Ready Assessments for Grade Level Proficiency	English Foster Low	Learners Youth Income	Yes	LEA-wide	English Learners Foster Youth Low Income	All Schools	ongoing	\$0.00	\$4,800.00	\$4,800.00				\$4,800.00
1	1.11	Increase Students Completing CTE Courses	English Foster Low	Learners Youth Income	Yes	LEA-wide	English Learners Foster Youth Low Income	All Schools	ongoing	\$21,885.00	\$2,000.00	\$23,885.00				\$23,885.00
1	1.12	Academic and Social Emotional Counseling for At-Promise Students	All		No				ongoing	\$53,812.00	\$500.00	\$54,312.00				\$54,312.00
1	1.13	Create Individual Progress Plans and Career Assessment Surveys	All		No				ongoing	\$0.00	\$0.00	\$0.00				\$0.00
1	1.14	Provide Credit Recovery Options for Low-Income Students	All		No				ongoing	\$0.00	\$30,600.00		\$30,600.00			\$30,600.00
1	1.15	Access to a Broad Course of Study for Low-Income Students	All		No				ongoing	\$0.00	\$5,000.00	\$5,000.00				\$5,000.00
1	1.16	Academic Supports for Students at Gould Education Center	Hispanic Learners with	English Students Disabilities	No				ongoing	\$0.00	\$20,000.00		\$20,000.00			\$20,000.00
2	2.1	Increase Student Attendance Rates	Low	Income	Yes	Schoolwide	Low Income	All Schools	ongoing	\$0.00	\$1,000.00	\$1,000.00				\$1,000.00
2	2.2	Counseling Presentations	All		No				ongoing	\$0.00	\$0.00	\$0.00				\$0.00
2	2.3	Increase Student Participation	English Foster Low	Learners Youth Income	Yes	Schoolwide	English Learners Foster Youth Low Income	All Schools	ongoing	\$0.00	\$1,000.00	\$1,000.00				\$1,000.00
2	2.4	Behavioral Health Interventions and Support Services	All		No				ongoing	\$14,148.00	\$0.00	\$14,148.00				\$14,148.00
2	2.5	Suspension Rates	All		No				ongoing	\$0.00	\$0.00	\$0.00				\$0.00
2	2.6	Positive Student Recognition Program	English Foster	Learners Youth	Yes	Schoolwide	English Learners Foster Youth	All Schools	ongoing	\$0.00	\$1,000.00	\$1,000.00				\$1,000.00

Goal #	Action #	Action Title	Student Group(s)		Contributing to Increased or Improved Services?	Scope	Unduplicated Student Group(s)	Location	Time Span	Total Personnel	Total Non-personnel	LCFF Funds	Other State Funds	Local Funds	Federal Funds	Total Funds
			Low Income				Low Income									
2	2.7	Climate Survey Responses	All		No				ongoing	\$0.00	\$0.00	\$0.00				\$0.00
3	3.1	Promote School Communication	English Foster Low	Learners Youth Income	Yes	LEA-wide	English Learners Foster Youth Low Income	All Schools	ongoing	\$0.00	\$1,500.00	\$1,500.00				\$1,500.00
3	3.2	Promote Participation of Families of English Learners	English Learners		No				ongoing	\$0.00	\$3,205.00	\$3,205.00				\$3,205.00
3	3.3	Increase Parent/Guardian Involvement and Attendance at School Functions	English Foster Low	Learners Youth Income	Yes	LEA-wide	English Learners Foster Youth Low Income	All Schools	ongoing	\$0.00	\$500.00	\$500.00				\$500.00
3	3.4	Maintain High Level of Home-School Communication	All		No				ongoing	\$0.00	\$0.00	\$0.00				\$0.00
3	3.5	Increase Educational Partner Input and Participation	English Foster Low	Learners Youth Income	Yes	LEA-wide	English Learners Foster Youth Low Income	All Schools	ongoing	\$0.00	\$500.00	\$500.00				\$500.00
3	3.6	Foster Youth and Homeless Students	All		No Yes	LEA-wide			ongoing	\$0.00	\$1,000.00		\$1,000.00			\$1,000.00
4	4.1	Math Support Teacher	All		No				ongoing	\$136,900.00	\$0.00		\$136,900.00			\$136,900.00
5	5.1	Coordinate county-wide post-secondary preparation and awareness activities for foster youth students	Foster	Youth All	No				ongoing	\$240,849.00	\$32,367.00		\$141,724.00	\$131,492.00		\$273,216.00
5	5.2	Coordinate county-wide career awareness and readiness activities for foster youth students	Foster	Youth All	No				ongoing	\$0.00	\$26,000.00		\$26,000.00			\$26,000.00
5	5.3	Build LEA and caregiver capacity to support the social-emotional and academic needs of foster youth	Foster	Youth All	No				ongoing	\$0.00	\$73,586.00		\$73,586.00			\$73,586.00
5	5.4	Ensure school stability	Foster	Youth All	No				ongoing	\$0.00	\$25,000.00		\$25,000.00			\$25,000.00
6	6.1	Triennial Meetings	Expelled	Youth All	No				ongoing	\$0.00	\$0.00	\$0.00				\$0.00

Goal #	Action #	Action Title	Student Group(s)			Contributing to Increased or Improved Services?	Scope	Unduplicated Student Group(s)	Location	Time Span	Total Personnel	Total Non-personnel	LCFF Funds	Other State Funds	Local Funds	Federal Funds	Total Funds
6	6.2	Annual Reviews	Expelled	Youth	All	No				ongoing	\$0.00	\$0.00	\$0.00				\$0.00

2024-25 Contributing Actions Table

1. Projected LCFF Base Grant	2. Projected LCFF Supplemental and/or Concentration Grants	3. Projected Percentage to Increase or Improve Services for the Coming School Year (2 divided by 1)	LCFF Carryover — Percentage (Percentage from Prior Year)	Total Percentage to Increase or Improve Services for the Coming School Year (3 + Carryover %)	4. Total Planned Contributing Expenditures (LCFF Funds)	5. Total Planned Percentage of Improved Services (%)	Planned Percentage to Increase or Improve Services for the Coming School Year (4 divided by 1, plus 5)	Totals by Type	Total LCFF Funds
[INPUT]	[INPUT]	[AUTO-CALCULATED]	[AUTO-CALCULATED]	[AUTO-CALCULATED]	[AUTO-CALCULATED]	[AUTO-CALCULATED]	[AUTO-CALCULATED]		[AUTO-CALCULATED]
7,353,129	252,297	3.431%	1.070%	4.502%	\$312,046.00	0.000%	4.244 %	Total:	\$312,046.00
								LEA-wide Total:	\$309,046.00
								Limited Total:	\$0.00
								Schoolwide Total:	\$3,000.00

Goal	Action #	Action Title	Contributing to Increased or Improved Services?	Scope	Unduplicated Student Group(s)	Location	Planned Expenditures for Contributing Actions (LCFF Funds)	Planned Percentage of Improved Services (%)
This table is automatically generated and calculated from this LCAP.								
1	1.3	Instructional Staff Professional Development Program	Yes	LEA-wide	English Learners Foster Youth Low Income	All Schools	\$1,500.00	
1	1.4	Low-Income Students to Make Academic Progress in Math	Yes	LEA-wide	Low Income	All Schools	\$3,000.00	
1	1.5	Retain Highly Effective Teachers Through Individualized Professional Development	Yes	LEA-wide		All Schools		
1	1.7	Maintain Low Student to Teacher Ratio	Yes	LEA-wide	English Learners Foster Youth Low Income	All Schools	\$273,361.00	
1	1.10	i-Ready Assessments for Grade Level Proficiency	Yes	LEA-wide	English Learners Foster Youth Low Income	All Schools	\$4,800.00	
1	1.11	Increase Students Completing CTE Courses	Yes	LEA-wide	English Learners Foster Youth	All Schools	\$23,885.00	

Goal	Action #	Action Title	Contributing to Increased or Improved Services?	Scope	Unduplicated Student Group(s)	Location	Planned Expenditures for Contributing Actions (LCFF Funds)	Planned Percentage of Improved Services (%)
					Low Income			
2	2.1	Increase Student Attendance Rates	Yes	Schoolwide	Low Income	All Schools	\$1,000.00	
2	2.3	Increase Student Participation	Yes	Schoolwide	English Learners Foster Youth Low Income	All Schools	\$1,000.00	
2	2.6	Positive Student Recognition Program	Yes	Schoolwide	English Learners Foster Youth Low Income	All Schools	\$1,000.00	
3	3.1	Promote School Communication	Yes	LEA-wide	English Learners Foster Youth Low Income	All Schools	\$1,500.00	
3	3.3	Increase Parent/Guardian Involvement and Attendance at School Functions	Yes	LEA-wide	English Learners Foster Youth Low Income	All Schools	\$500.00	
3	3.5	Increase Educational Partner Input and Participation	Yes	LEA-wide	English Learners Foster Youth Low Income	All Schools	\$500.00	
3	3.6	Foster Youth and Homeless Students	Yes	LEA-wide				

2023-24 Annual Update Table

Totals	Last Year's Total Planned Expenditures (Total Funds)	Total Estimated Expenditures (Total Funds)
	[AUTO-CALCULATED]	[AUTO-CALCULATED]
Totals	\$1,124,723.00	\$1,133,134.00

Last Year's Goal #	Last Year's Action #	Prior Action/Service Title	Contributed to Increased or Improved Services?	Last Year's Planned Expenditures (Total Funds)	Estimated Actual Expenditures (Input Total Funds)
startcollapse					
1	1.1	Teacher Professional Development specific to English Learners	Yes	\$2,100.00	2,265
1	1.2	Provide Credit Recovery Options for All Students	No	\$225,082.00	244,129
1	1.3	Create Individual Progress Plans and Career Assessment Surveys	No	\$0.00	0
1	1.4	Reclassify EL Students	No	\$17,055.00	18,164
1	1.5	Provide CCSS Curriculum and Materials for SED students	Yes	\$5,000.00	512
1	1.6	Improve academic proficiency of SED Students on SBAC Math and ELA assessments	Yes	\$2,994.00	3200
1	1.7	Maintain students on track for Graduation	No	\$500.00	275
1	1.8	Support students with IEPs	No	\$22,876.00	23538
1	1.9	SED students to make academic progress as measured by i-Ready assessments	Yes	\$28,597.00	30006

Last Year's Goal #	Last Year's Action #	Prior Action/Service Title	Contributed to Increased or Improved Services?	Last Year's Planned Expenditures (Total Funds)	Estimated Actual Expenditures (Input Total Funds)
1	1.10	Modify Graduation Requirements and Grade Level Reclassification, as needed	No	\$0.00	0
1	1.11	Increase students completing CTE Introductory Course	Yes	\$29,126.00	22045
1	1.12	Deleted from 2023-24 LCAP	Yes	\$0.00	0
1	1.13	Maintain low student to teacher ratio	Yes	\$300,046.00	315754
1	1.14	Retain Highly Effective Teachers	No	\$0.00	0
1	1.15	Multi-Tiered Support Systems (MTSS) Professional Development	No	\$1,800.00	1408
2	2.1	Maintain Increased Student Supports	Yes	\$54,584.00	55546
2	2.2	Counseling Presentations	No	\$0.00	0
2	2.3	Maintain Low Chronic Absenteeism Rate	No	\$1,000.00	750
2	2.4	Maintain access to technology	No	\$5,200.00	3088
2	2.5	Reduce Suspension Rate	No	\$300.00	0
2	2.6	Increase Student Participation	Yes	\$1,000.00	335
2	2.7	Maintain a Positive Learning Environment	Yes	\$12,274.00	12274

Last Year's Goal #	Last Year's Action #	Prior Action/Service Title	Contributed to Increased or Improved Services?	Last Year's Planned Expenditures (Total Funds)	Estimated Actual Expenditures (Input Total Funds)
2	2.8	Increase collaboration with Madera County Department of Behavioral Health (MCDBH)	Yes	\$0.00	0
3	3.1	Build CAES Foster and Homeless parent/caregiver capacity to support the educational and social-emotional needs of youth.	No	\$296,415.00	288663
3	3.2	Document Home-School Communication	No	\$0.00	0
3	3.3	Endeavor/Voyager School Events	No	\$200.00	0
3	3.4	Parents Attending School Events	No	\$0.00	
3	3.5	Promote School Communication with Families	No	\$0.00	0
3	3.6	Increase feedback from EL Parents	No	\$0.00	0
4	4.1	Build LEA capacity to support the educational needs of Foster Youth.	No	\$2,000.00	1692
4	4.2	Ensure school stability by minimizing changes in school placement if in the best interest of the youth.	No	\$1,500.00	1800
4	4.3	Develop and coordinate college and career readiness and awareness support services and activities.	No	\$50,800.00	46662
4	4.4	Build LEA capacity to support the social-emotional needs of Foster Youth.	No	\$50,000.00	50000
4	4.5	Build caregiver capacity to support the educational and social-emotional needs of Foster Youth.	No	\$500.00	700
5	5.1	Triennial Meetings	No	\$13,574.00	9628

Last Year's Goal #	Last Year's Action #	Prior Action/Service Title	Contributed to Increased or Improved Services?	Last Year's Planned Expenditures (Total Funds)	Estimated Actual Expenditures (Input Total Funds)
5	5.2	Annual Reviews	No	\$200.00	700

2023-24 Contributing Actions Annual Update Table

2023-24 Contributing Actions Annual Update Table

6. Estimated LCFF Supplemental and/or Concentration Grants (Input Dollar Amount)	4. Total Planned Contributing Expenditures (LCFF Funds)	7. Total Estimated Expenditures for Contributing Actions (LCFF Funds)	Difference Between Planned and Estimated Expenditures for Contributing Actions (Subtract 7 from 4)	5. Total Planned Percentage of Improved Services (%)	8. Total Estimated Percentage of Improved Services (%)	Difference Between Planned and Estimated Percentage of Improved Services (Subtract 5 from 8)
[INPUT]	[AUTO-CALCULATED]	[AUTO-CALCULATED]	[AUTO-CALCULATED]	[AUTO-CALCULATED]	[AUTO-CALCULATED]	[AUTO-CALCULATED]
366,510	\$334,905.00	\$332,182.00	\$2,723.00	0.000%	0.000%	0.000%

Last Year's Goal #	Last Year's Action #	Prior Action/Service Title	Contributing to Increased or Improved Services?	Last Year's Planned Expenditures for Contributing Actions (LCFF Funds)	Estimated Actual Expenditures for Contributing Actions (Input LCFF Funds)	Planned Percentage of Improved Services	Estimated Actual Percentage of Improved Services (Input Percentage)
startcollapse							
1	1.1	Teacher Professional Development specific to English Learners	Yes	\$935.00	2265		
1	1.5	Provide CCSS Curriculum and Materials for SED students	Yes	\$5,000.00	512		
1	1.6	Improve academic proficiency of SED Students on SBAC Math and ELA assessments	Yes	\$2,994.00	3200		
1	1.9	SED students to make academic progress as measured by i-Ready assessments	Yes	\$28,597.00	30006		
1	1.11	Increase students completing CTE Introductory Course	Yes	\$29,126.00	22045		
1	1.12	Deleted from 2023-24 LCAP	Yes	\$0.00	0		
1	1.13	Maintain low student to teacher ratio	Yes	\$234,510.00	241,076		
2	2.1	Maintain Increased Student Supports	Yes	\$20,469.00	20469		

Last Year's Goal #	Last Year's Action #	Prior Action/Service Title	Contributing to Increased or Improved Services?	Last Year's Planned Expenditures for Contributing Actions (LCFF Funds)	Estimated Actual Expenditures for Contributing Actions (Input LCFF Funds)	Planned Percentage of Improved Services	Estimated Actual Percentage of Improved Services (Input Percentage)
2	2.6	Increase Student Participation	Yes	\$1,000.00	335		
2	2.7	Maintain a Positive Learning Environment	Yes	\$12,274.00	12274		
2	2.8	Increase collaboration with Madera County Department of Behavioral Health (MCDBH)	Yes	\$0.00	0		

To Add a Row: Click “Add Row.”
To Delete a Row: Remove all content from each cell, checkbox and dropdown of a row (including spaces), press “Save Data” and refresh the page.

2023-24 LCFF Carryover Table

9. Estimated Actual LCFF Base Grant (Input Dollar Amount)	6. Estimated Actual LCFF Supplemental and/or Concentration Grants	LCFF Carryover — Percentage (Percentage from Prior Year)	10. Total Percentage to Increase or Improve Services for the Current School Year (6 divided by 9 + Carryover %)	7. Total Estimated Actual Expenditures for Contributing Actions (LCFF Funds)	8. Total Estimated Actual Percentage of Improved Services (%)	11. Estimated Actual Percentage of Increased or Improved Services (7 divided by 9, plus 8)	12. LCFF Carryover — Dollar Amount (Subtract 11 from 10 and multiply by 9)	13. LCFF Carryover — Percentage (12 divided by 9)
7,296,339	366,510	.60	5.623%	\$332,182.00	0.000%	4.553%	\$78,106.03	1.070%

Local Control and Accountability Plan Instructions

[Plan Summary](#)

[Engaging Educational Partners](#)

[Goals and Actions](#)

[Increased or Improved Services for Foster Youth, English Learners, and Low-Income Students](#)

For additional questions or technical assistance related to the completion of the Local Control and Accountability Plan (LCAP) template, please contact the local county office of education (COE), or the California Department of Education's (CDE's) Local Agency Systems Support Office, by phone at 916-319-0809 or by email at LCFF@cde.ca.gov.

Introduction and Instructions

The Local Control Funding Formula (LCFF) requires local educational agencies (LEAs) to engage their local educational partners in an annual planning process to evaluate their progress within eight state priority areas encompassing all statutory metrics (COEs have 10 state priorities). LEAs document the results of this planning process in the LCAP using the template adopted by the State Board of Education.

The LCAP development process serves three distinct, but related functions:

- **Comprehensive Strategic Planning:** The process of developing and annually updating the LCAP supports comprehensive strategic planning, particularly to address and reduce disparities in opportunities and outcomes between student groups indicated by the California School Dashboard (California *Education Code* [EC] Section 52064[e][1]). Strategic planning that is comprehensive connects budgetary decisions to teaching and learning performance data. LEAs should continually evaluate the hard choices they make about the use of limited resources to meet student and community needs to ensure opportunities and outcomes are improved for all students.
- **Meaningful Engagement of Educational Partners:** The LCAP development process should result in an LCAP that reflects decisions made through meaningful engagement (EC Section 52064[e][1]). Local educational partners possess valuable perspectives and insights about an LEA's programs and services. Effective strategic planning will incorporate these perspectives and insights in order to identify potential goals and actions to be included in the LCAP.
- **Accountability and Compliance:** The LCAP serves an important accountability function because the nature of some LCAP template sections require LEAs to show that they have complied with various requirements specified in the LCFF statutes and regulations, most notably:
 - Demonstrating that LEAs are increasing or improving services for foster youth, English learners, including long-term English learners, and low-income students in proportion to the amount of additional funding those students generate under LCFF (EC Section 52064[b][4-6]).
 - Establishing goals, supported by actions and related expenditures, that address the statutory priority areas and statutory metrics (EC sections 52064[b][1] and [2]).
 - **NOTE:** As specified in EC Section 62064(b)(1), the LCAP must provide a description of the annual goals, for all pupils and each subgroup of pupils identified pursuant to EC Section 52052, to be achieved for each of the state priorities. Beginning in 2023–24, EC

Section 52052 identifies long-term English learners as a separate and distinct pupil subgroup with a numerical significance at 15 students.

- Annually reviewing and updating the LCAP to reflect progress toward the goals (*EC* Section 52064[b][7]).
- Ensuring that all increases attributable to supplemental and concentration grant calculations, including concentration grant add-on funding and/or LCFF carryover, are reflected in the LCAP (*EC* sections 52064[b][6], [8], and [11]).

The LCAP template, like each LEA's final adopted LCAP, is a document, not a process. LEAs must use the template to memorialize the outcome of their LCAP development process, which must: (a) reflect comprehensive strategic planning, particularly to address and reduce disparities in opportunities and outcomes between student groups indicated by the California School Dashboard (Dashboard), (b) through meaningful engagement with educational partners that (c) meets legal requirements, as reflected in the final adopted LCAP. The sections included within the LCAP template do not and cannot reflect the full development process, just as the LCAP template itself is not intended as a tool for engaging educational partners.

If a county superintendent of schools has jurisdiction over a single school district, the county board of education and the governing board of the school district may adopt and file for review and approval a single LCAP consistent with the requirements in *EC* sections 52060, 52062, 52066, 52068, and 52070. The LCAP must clearly articulate to which entity's budget (school district or county superintendent of schools) all budgeted and actual expenditures are aligned.

The revised LCAP template for the 2024–25, 2025–26, and 2026–27 school years reflects statutory changes made through Senate Bill 114 (Committee on Budget and Fiscal Review), Chapter 48, Statutes of 2023.

At its most basic, the adopted LCAP should attempt to distill not just what the LEA is doing for students in transitional kindergarten through grade twelve (TK–12), but also allow educational partners to understand why, and whether those strategies are leading to improved opportunities and outcomes for students. LEAs are strongly encouraged to use language and a level of detail in their adopted LCAPs intended to be meaningful and accessible for the LEA's diverse educational partners and the broader public.

In developing and finalizing the LCAP for adoption, LEAs are encouraged to keep the following overarching frame at the forefront of the strategic planning and educational partner engagement functions:

Given present performance across the state priorities and on indicators in the Dashboard, how is the LEA using its budgetary resources to respond to TK–12 student and community needs, and address any performance gaps, including by meeting its obligation to increase or improve services for foster youth, English learners, and low-income students?

LEAs are encouraged to focus on a set of metrics and actions which, based on research, experience, and input gathered from educational partners, the LEA believes will have the biggest impact on behalf of its TK–12 students.

These instructions address the requirements for each section of the LCAP, but may include information about effective practices when developing the LCAP and completing the LCAP document. Additionally, the beginning of each template section includes information emphasizing the purpose that section serves.

Plan Summary

Purpose

A well-developed Plan Summary section provides a meaningful context for the LCAP. This section provides information about an LEA's community as well as relevant information about student needs and performance. In order to present a meaningful context for the rest of the LCAP, the content of this section should be clearly and meaningfully related to the content included throughout each subsequent section of the LCAP.

Requirements and Instructions

General Information

A description of the LEA, its schools, and its students in grades transitional kindergarten–12, as applicable to the LEA.

Briefly describe the LEA, its schools, and its students in grades TK–12, as applicable to the LEA.

- For example, information about an LEA in terms of geography, enrollment, employment, the number and size of specific schools, recent community challenges, and other such information the LEA may wish to include can enable a reader to more fully understand the LEA's LCAP.
- As part of this response, identify all schools within the LEA receiving Equity Multiplier funding.

Reflections: Annual Performance

A reflection on annual performance based on a review of the California School Dashboard (Dashboard) and local data.

Reflect on the LEA's annual performance on the Dashboard and local data. This may include both successes and challenges identified by the LEA during the development process.

LEAs are encouraged to highlight how they are addressing the identified needs of student groups, and/or schools within the LCAP as part of this response.

As part of this response, the LEA must identify the following, which will remain unchanged during the three-year LCAP cycle:

- Any school within the LEA that received the lowest performance level on one or more state indicators on the 2023 Dashboard;
- Any student group within the LEA that received the lowest performance level on one or more state indicators on the 2023 Dashboard; and/or
- Any student group within a school within the LEA that received the lowest performance level on one or more state indicators on the 2023 Dashboard.

Reflections: Technical Assistance

As applicable, a summary of the work underway as part of technical assistance.

Annually identify the reason(s) the LEA is eligible for or has requested technical assistance consistent with *EC* sections 47607.3, 52071, 52071.5, 52072, or 52072.5, and provide a summary of the work underway as part of receiving technical assistance. The most common form of this technical assistance is frequently referred to as Differentiated Assistance, however this also includes LEAs that have requested technical assistance from their COE.

- If the LEA is not eligible for or receiving technical assistance, the LEA may respond to this prompt as “Not Applicable.”

Comprehensive Support and Improvement

An LEA with a school or schools identified for comprehensive support and improvement (CSI) under the Every Student Succeeds Act must respond to the following prompts:

Schools Identified

A list of the schools in the LEA that are eligible for comprehensive support and improvement.

- Identify the schools within the LEA that have been identified for CSI.

Support for Identified Schools

A description of how the LEA has or will support its eligible schools in developing comprehensive support and improvement plans.

- Describe how the LEA has or will support the identified schools in developing CSI plans that included a school-level needs assessment, evidence-based interventions, and the identification of any resource inequities to be addressed through the implementation of the CSI plan.

Monitoring and Evaluating Effectiveness

A description of how the LEA will monitor and evaluate the plan to support student and school improvement.

- Describe how the LEA will monitor and evaluate the implementation and effectiveness of the CSI plan to support student and school improvement.

Engaging Educational Partners

Purpose

Significant and purposeful engagement of parents, students, educators, and other educational partners, including those representing the student groups identified by LCFF, is critical to the development of the LCAP and the budget process. Consistent with statute, such engagement should support comprehensive strategic planning, particularly to address and reduce disparities in opportunities and outcomes between student groups indicated by the Dashboard, accountability, and improvement across the state priorities and locally identified priorities (*EC* Section 52064[e][1]). Engagement of educational partners is an ongoing, annual process.

This section is designed to reflect how the engagement of educational partners influenced the decisions reflected in the adopted LCAP. The goal is to allow educational partners that participated in the LCAP development process and the broader public to understand how the LEA engaged educational partners and the impact of that engagement. LEAs are encouraged to keep this goal in the forefront when completing this section.

Requirements

School districts and COEs: *EC* sections [52060\(g\) \(California Legislative Information\)](#) and [52066\(g\) \(California Legislative Information\)](#) specify the educational partners that must be consulted when developing the LCAP:

- Teachers,
- Principals,
- Administrators,
- Other school personnel,
- Local bargaining units of the LEA,
- Parents, and
- Students

A school district or COE receiving Equity Multiplier funds must also consult with educational partners at schools generating Equity Multiplier funds in the development of the LCAP, specifically, in the development of the required focus goal for each applicable school.

Before adopting the LCAP, school districts and COEs must share it with the applicable committees, as identified below under Requirements and Instructions. The superintendent is required by statute to respond in writing to the comments received from these committees. School districts and COEs must also consult with the special education local plan area administrator(s) when developing the LCAP.

Charter schools: *EC* Section [47606.5\(d\) \(California Legislative Information\)](#) requires that the following educational partners be consulted with when developing the LCAP:

- Teachers,
- Principals,
- Administrators,
- Other school personnel,
- Parents, and
- Students

A charter school receiving Equity Multiplier funds must also consult with educational partners at the school generating Equity Multiplier funds in the development of the LCAP, specifically, in the development of the required focus goal for the school.

The LCAP should also be shared with, and LEAs should request input from, schoolsite-level advisory groups, as applicable (e.g., schoolsite councils, English Learner Advisory Councils, student advisory groups, etc.), to facilitate alignment between schoolsite and district-level goals. Information and resources that support effective engagement, define student consultation, and provide the requirements for advisory group composition, can be found under Resources on the [CDE's LCAP webpage](#).

Before the governing board/body of an LEA considers the adoption of the LCAP, the LEA must meet the following legal requirements:

- For school districts, see [Education Code Section 52062 \(California Legislative Information\)](#);
 - **Note:** Charter schools using the LCAP as the School Plan for Student Achievement must meet the requirements of *EC* Section 52062(a).

- For COEs, see [Education Code Section 52068 \(California Legislative Information\)](#); and
- For charter schools, see [Education Code Section 47606.5 \(California Legislative Information\)](#).
- **NOTE:** As a reminder, the superintendent of a school district or COE must respond, in writing, to comments received by the applicable committees identified in the *Education Code* sections listed above. This includes the parent advisory committee and may include the English learner parent advisory committee and, as of July 1, 2024, the student advisory committee, as applicable.

Instructions

Respond to the prompts as follows:

A summary of the process used to engage educational partners in the development of the LCAP.

School districts and county offices of education must, at a minimum, consult with teachers, principals, administrators, other school personnel, local bargaining units, parents, and students in the development of the LCAP.

Charter schools must, at a minimum, consult with teachers, principals, administrators, other school personnel, parents, and students in the development of the LCAP.

An LEA receiving Equity Multiplier funds must also consult with educational partners at schools generating Equity Multiplier funds in the development of the LCAP, specifically, in the development of the required focus goal for each applicable school.

Complete the table as follows:

Educational Partners

Identify the applicable educational partner(s) or group(s) that were engaged in the development of the LCAP.

Process for Engagement

Describe the engagement process used by the LEA to involve the identified educational partner(s) in the development of the LCAP. At a minimum, the LEA must describe how it met its obligation to consult with all statutorily required educational partners, as applicable to the type of LEA.

- A sufficient response to this prompt must include general information about the timeline of the process and meetings or other engagement strategies with educational partners. A response may also include information about an LEA's philosophical approach to engaging its educational partners.
- An LEA receiving Equity Multiplier funds must also include a summary of how it consulted with educational partners at schools generating Equity Multiplier funds in the development of the LCAP, specifically, in the development of the required focus goal for each applicable school.

A description of how the adopted LCAP was influenced by the feedback provided by educational partners.

Describe any goals, metrics, actions, or budgeted expenditures in the LCAP that were influenced by or developed in response to the educational partner feedback.

- A sufficient response to this prompt will provide educational partners and the public with clear, specific information about how the engagement process influenced the development of the LCAP. This may include a description of how the LEA prioritized requests of educational partners within the context of the budgetary resources available or otherwise prioritized areas of focus within the LCAP.
- An LEA receiving Equity Multiplier funds must include a description of how the consultation with educational partners at schools generating Equity Multiplier funds influenced the development of the adopted LCAP.
- For the purposes of this prompt, this may also include, but is not necessarily limited to:
 - Inclusion of a goal or decision to pursue a Focus Goal (as described below)
 - Inclusion of metrics other than the statutorily required metrics
 - Determination of the target outcome on one or more metrics
 - Inclusion of performance by one or more student groups in the Measuring and Reporting Results subsection
 - Inclusion of action(s) or a group of actions
 - Elimination of action(s) or group of actions
 - Changes to the level of proposed expenditures for one or more actions
 - Inclusion of action(s) as contributing to increased or improved services for unduplicated students
 - Analysis of effectiveness of the specific actions to achieve the goal
 - Analysis of material differences in expenditures
 - Analysis of changes made to a goal for the ensuing LCAP year based on the annual update process
 - Analysis of challenges or successes in the implementation of actions

Goals and Actions

Purpose

Well-developed goals will clearly communicate to educational partners what the LEA plans to accomplish, what the LEA plans to do in order to accomplish the goal, and how the LEA will know when it has accomplished the goal. A goal statement, associated metrics and expected outcomes, and the actions included in the goal must be in alignment. The explanation for why the LEA included a goal is an opportunity for LEAs to clearly communicate to educational partners and the public why, among the various strengths and areas for improvement highlighted by performance data and strategies and actions that could be pursued, the LEA decided to pursue this goal, and the related metrics, expected outcomes, actions, and expenditures.

A well-developed goal can be focused on the performance relative to a metric or metrics for all students, a specific student group(s), narrowing performance gaps, or implementing programs or strategies expected to impact outcomes. LEAs should assess the performance of their student groups when developing goals and the related actions to achieve such goals.

Requirements and Instructions

LEAs should prioritize the goals, specific actions, and related expenditures included within the LCAP within one or more state priorities. LEAs must consider performance on the state and local indicators, including their locally collected and reported data for the local indicators that are included in the Dashboard, in determining whether and how to prioritize its goals within the LCAP. As previously stated, strategic planning that

is comprehensive connects budgetary decisions to teaching and learning performance data. LEAs should continually evaluate the hard choices they make about the use of limited resources to meet student and community needs to ensure opportunities and outcomes are improved for all students, and to address and reduce disparities in opportunities and outcomes between student groups indicated by the Dashboard.

In order to support prioritization of goals, the LCAP template provides LEAs with the option of developing three different kinds of goals:

- Focus Goal: A Focus Goal is relatively more concentrated in scope and may focus on a fewer number of metrics to measure improvement. A Focus Goal statement will be time bound and make clear how the goal is to be measured.
 - All Equity Multiplier goals must be developed as focus goals. For additional information, see Required Focus Goal(s) for LEAs Receiving Equity Multiplier Funding below.
- Broad Goal: A Broad Goal is relatively less concentrated in its scope and may focus on improving performance across a wide range of metrics.
- Maintenance of Progress Goal: A Maintenance of Progress Goal includes actions that may be ongoing without significant changes and allows an LEA to track performance on any metrics not addressed in the other goals of the LCAP.

Requirement to Address the LCFF State Priorities

At a minimum, the LCAP must address all LCFF priorities and associated metrics articulated in *EC* sections 52060(d) and 52066(d), as applicable to the LEA. The [LCFF State Priorities Summary](#) provides a summary of *EC* sections 52060(d) and 52066(d) to aid in the development of the LCAP.

Respond to the following prompts, as applicable:

Focus Goal(s)

Description

The description provided for a Focus Goal must be specific, measurable, and time bound.

- An LEA develops a Focus Goal to address areas of need that may require or benefit from a more specific and data intensive approach.
- The Focus Goal can explicitly reference the metric(s) by which achievement of the goal will be measured and the time frame according to which the LEA expects to achieve the goal.

Type of Goal

Identify the type of goal being implemented as a Focus Goal.

State Priorities addressed by this goal.

Identify each of the state priorities that this goal is intended to address.

An explanation of why the LEA has developed this goal.

Explain why the LEA has chosen to prioritize this goal.

- An explanation must be based on Dashboard data or other locally collected data.
- LEAs must describe how the LEA identified this goal for focused attention, including relevant consultation with educational partners.
- LEAs are encouraged to promote transparency and understanding around the decision to pursue a focus goal.

Required Focus Goal(s) for LEAs Receiving Equity Multiplier Funding

Description

LEAs receiving Equity Multiplier funding must include one or more focus goals for each school generating Equity Multiplier funding. In addition to addressing the focus goal requirements described above, LEAs must adhere to the following requirements.

Focus goals for Equity Multiplier schoolsites must address the following:

- (A) All student groups that have the lowest performance level on one or more state indicators on the Dashboard, and
- (B) Any underlying issues in the credentialing, subject matter preparation, and retention of the school’s educators, if applicable.
- Focus Goals for each and every Equity Multiplier schoolsite must identify specific metrics for each identified student group, as applicable.
- An LEA may create a single goal for multiple Equity Multiplier schoolsites if those schoolsites have the same student group(s) performing at the lowest performance level on one or more state indicators on the Dashboard or, experience similar issues in the credentialing, subject matter preparation, and retention of the school’s educators.
 - When creating a single goal for multiple Equity Multiplier schoolsites, the goal must identify the student groups and the performance levels on the Dashboard that the Focus Goal is addressing; or,
 - The common issues the schoolsites are experiencing in credentialing, subject matter preparation, and retention of the school’s educators, if applicable.

Type of Goal

Identify the type of goal being implemented as an Equity Multiplier Focus Goal.

State Priorities addressed by this goal.

Identify each of the state priorities that this goal is intended to address.

An explanation of why the LEA has developed this goal.

Explain why the LEA has chosen to prioritize this goal.

- An explanation must be based on Dashboard data or other locally collected data.
- LEAs must describe how the LEA identified this goal for focused attention, including relevant consultation with educational partners.
- LEAs are encouraged to promote transparency and understanding around the decision to pursue a focus goal.
- In addition to this information, the LEA must also identify:
 - The school or schools to which the goal applies

LEAs are encouraged to approach an Equity Multiplier goal from a wholistic standpoint, considering how the goal might maximize student outcomes through the use of LCFF and other funding in addition to Equity Multiplier funds.

- Equity Multiplier funds must be used to supplement, not supplant, funding provided to Equity Multiplier schoolsites for purposes of the LCFF, the Expanded Learning Opportunities Program (ELO-P), the Literacy Coaches and Reading Specialists (LCRS) Grant Program, and/or the California Community Schools Partnership Program (CCSPP).
- This means that Equity Multiplier funds must not be used to replace funding that an Equity Multiplier schoolsite would otherwise receive to implement LEA-wide actions identified in the LCAP or that an Equity Multiplier schoolsite would otherwise receive to implement provisions of the ELO-P, the LCRS, and/or the CCSPP.

Note: EC Section [42238.024\(b\)\(1\) \(California Legislative Information\)](#) requires that Equity Multiplier funds be used for the provision of evidence-based services and supports for students. Evidence-based services and supports are based on objective evidence that has informed the design of the service or support and/or guides the modification of those services and supports. Evidence-based supports and strategies are most commonly based on educational research and/or metrics of LEA, school, and/or student performance.

Broad Goal

Description

Describe what the LEA plans to achieve through the actions included in the goal.

- The description of a broad goal will be clearly aligned with the expected measurable outcomes included for the goal.
- The goal description organizes the actions and expected outcomes in a cohesive and consistent manner.
- A goal description is specific enough to be measurable in either quantitative or qualitative terms. A broad goal is not as specific as a focus goal. While it is specific enough to be measurable, there are many different metrics for measuring progress toward the goal.

Type of Goal

Identify the type of goal being implemented as a Broad Goal.

State Priorities addressed by this goal.

Identify each of the state priorities that this goal is intended to address.

An explanation of why the LEA has developed this goal.

Explain why the LEA developed this goal and how the actions and metrics grouped together will help achieve the goal.

Maintenance of Progress Goal

Description

Describe how the LEA intends to maintain the progress made in the LCFF State Priorities not addressed by the other goals in the LCAP.

- Use this type of goal to address the state priorities and applicable metrics not addressed within the other goals in the LCAP.
- The state priorities and metrics to be addressed in this section are those for which the LEA, in consultation with educational partners, has determined to maintain actions and monitor progress while focusing implementation efforts on the actions covered by other goals in the LCAP.

Type of Goal

Identify the type of goal being implemented as a Maintenance of Progress Goal.

State Priorities addressed by this goal.

Identify each of the state priorities that this goal is intended to address.

An explanation of why the LEA has developed this goal.

Explain how the actions will sustain the progress exemplified by the related metrics.

Measuring and Reporting Results:

For each LCAP year, identify the metric(s) that the LEA will use to track progress toward the expected outcomes.

- LEAs must identify metrics for specific student groups, as appropriate, including expected outcomes that address and reduce disparities in outcomes between student groups.
- The metrics may be quantitative or qualitative; but at minimum, an LEA’s LCAP must include goals that are measured using all of the applicable metrics for the related state priorities, in each LCAP year, as applicable to the type of LEA.
- To the extent a state priority does not specify one or more metrics (e.g., implementation of state academic content and performance standards), the LEA must identify a metric to use within the LCAP. For these state priorities, LEAs are encouraged to use metrics based on or reported through the relevant local indicator self-reflection tools within the Dashboard.

- **Required metrics for LEA-wide actions:** For each action identified as 1) contributing towards the requirement to increase or improve services for foster youth, English learners, including long-term English learners, and low-income students and 2) being provided on an LEA-wide basis, the LEA must identify one or more metrics to monitor the effectiveness of the action and its budgeted expenditures.
 - These required metrics may be identified within the action description or the first prompt in the increased or improved services section, however the description must clearly identify the metric(s) being used to monitor the effectiveness of the action and the action(s) that the metric(s) apply to.
- **Required metrics for Equity Multiplier goals:** For each Equity Multiplier goal, the LEA must identify:
 - The specific metrics for each identified student group at each specific schoolsite, as applicable, to measure the progress toward the goal, and/or
 - The specific metrics used to measure progress in meeting the goal related to credentialing, subject matter preparation, or educator retention at each specific schoolsite.

Complete the table as follows:

Metric

- Enter the metric number.

Metric

- Identify the standard of measure being used to determine progress towards the goal and/or to measure the effectiveness of one or more actions associated with the goal.

Baseline

- Enter the baseline when completing the LCAP for 2024–25.
 - Use the most recent data associated with the metric available at the time of adoption of the LCAP for the first year of the three-year plan. LEAs may use data as reported on the 2023 Dashboard for the baseline of a metric only if that data represents the most recent available data (e.g., high school graduation rate).
 - Using the most recent data available may involve reviewing data the LEA is preparing for submission to the California Longitudinal Pupil Achievement Data System (CALPADS) or data that the LEA has recently submitted to CALPADS.
 - Indicate the school year to which the baseline data applies.
 - The baseline data must remain unchanged throughout the three-year LCAP.
 - This requirement is not intended to prevent LEAs from revising the baseline data if it is necessary to do so. For example, if an LEA identifies that its data collection practices for a particular metric are leading to inaccurate data and revises its practice to obtain

accurate data, it would also be appropriate for the LEA to revise the baseline data to align with the more accurate data process and report its results using the accurate data.

- If an LEA chooses to revise its baseline data, then, at a minimum, it must clearly identify the change as part of its response to the description of changes prompt in the Goal Analysis for the goal. LEAs are also strongly encouraged to involve their educational partners in the decision of whether or not to revise a baseline and to communicate the proposed change to their educational partners.

- Note for Charter Schools: Charter schools developing a one- or two-year LCAP may identify a new baseline each year, as applicable.

Year 1 Outcome

- When completing the LCAP for 2025–26, enter the most recent data available. Indicate the school year to which the data applies.
 - Note for Charter Schools: Charter schools developing a one-year LCAP may provide the Year 1 Outcome when completing the LCAP for both 2025–26 and 2026–27 or may provide the Year 1 Outcome for 2025–26 and provide the Year 2 Outcome for 2026–27.

Year 2 Outcome

- When completing the LCAP for 2026–27, enter the most recent data available. Indicate the school year to which the data applies.
 - Note for Charter Schools: Charter schools developing a one-year LCAP may identify the Year 2 Outcome as not applicable when completing the LCAP for 2026–27 or may provide the Year 2 Outcome for 2026–27.

Target for Year 3 Outcome

- When completing the first year of the LCAP, enter the target outcome for the relevant metric the LEA expects to achieve by the end of the three-year LCAP cycle.
 - Note for Charter Schools: Charter schools developing a one- or two-year LCAP may identify a Target for Year 1 or Target for Year 2, as applicable.

Current Difference from Baseline

- When completing the LCAP for 2025–26 and 2026–27, enter the current difference between the baseline and the yearly outcome, as applicable.
 - Note for Charter Schools: Charter schools developing a one- or two-year LCAP will identify the current difference between the baseline and the yearly outcome for Year 1 and/or the current difference between the baseline and the yearly outcome for Year 2, as applicable.

Timeline for school districts and COEs for completing the “**Measuring and Reporting Results**” part of the Goal.

Metric	Baseline	Year 1 Outcome	Year 2 Outcome	Target for Year 3 Outcome	Current Difference from Baseline
Enter information in this box when completing the LCAP for 2024–25 or when adding a new metric.	Enter information in this box when completing the LCAP for 2024–25 or when adding a new metric.	Enter information in this box when completing the LCAP for 2025–26 . Leave blank until then.	Enter information in this box when completing the LCAP for 2026–27 . Leave blank until then.	Enter information in this box when completing the LCAP for 2024–25 or when adding a new metric.	Enter information in this box when completing the LCAP for 2025–26 and 2026–27 . Leave blank until then.

Goal Analysis:

Enter the LCAP Year.

Using actual annual measurable outcome data, including data from the Dashboard, analyze whether the planned actions were effective towards achieving the goal. “Effective” means the degree to which the planned actions were successful in producing the target result. Respond to the prompts as instructed.

Note: When completing the 2024–25 LCAP, use the 2023–24 Local Control and Accountability Plan Annual Update template to complete the Goal Analysis and identify the Goal Analysis prompts in the 2024–25 LCAP as “Not Applicable.”

A description of overall implementation, including any substantive differences in planned actions and actual implementation of these actions, and any relevant challenges and successes experienced with implementation.

- Describe the overall implementation of the actions to achieve the articulated goal, including relevant challenges and successes experienced with implementation.
 - Include a discussion of relevant challenges and successes experienced with the implementation process.
 - This discussion must include any instance where the LEA did not implement a planned action or implemented a planned action in a manner that differs substantively from how it was described in the adopted LCAP.

An explanation of material differences between Budgeted Expenditures and Estimated Actual Expenditures and/or Planned Percentages of Improved Services and Estimated Actual Percentages of Improved Services.

- Explain material differences between Budgeted Expenditures and Estimated Actual Expenditures and between the Planned Percentages of Improved Services and Estimated Actual Percentages of Improved Services, as applicable. Minor variances in expenditures or percentages do not need to be addressed, and a dollar-for-dollar accounting is not required.

A description of the effectiveness or ineffectiveness of the specific actions to date in making progress toward the goal.

- Describe the effectiveness or ineffectiveness of the specific actions to date in making progress toward the goal. “Effectiveness” means the degree to which the actions were successful in producing the target result and “ineffectiveness” means that the actions did not produce any significant or targeted result.
 - In some cases, not all actions in a goal will be intended to improve performance on all of the metrics associated with the goal.
 - When responding to this prompt, LEAs may assess the effectiveness of a single action or group of actions within the goal in the context of performance on a single metric or group of specific metrics within the goal that are applicable to the action(s). Grouping actions with metrics will allow for more robust analysis of whether the strategy the LEA is using to impact a specified set of metrics is working and increase transparency for educational partners. LEAs are encouraged to use such an approach when goals include multiple actions and metrics that are not closely associated.
 - Beginning with the development of the 2024–25 LCAP, the LEA must change actions that have not proven effective over a three-year period.

A description of any changes made to the planned goal, metrics, target outcomes, or actions for the coming year that resulted from reflections on prior practice.

- Describe any changes made to this goal, expected outcomes, metrics, or actions to achieve this goal as a result of this analysis and analysis of the data provided in the Dashboard or other local data, as applicable.
 - As noted above, beginning with the development of the 2024–25 LCAP, the LEA must change actions that have not proven effective over a three-year period. For actions that have been identified as ineffective, the LEA must identify the ineffective action and must include a description of the following:
 - The reasons for the ineffectiveness, and
 - How changes to the action will result in a new or strengthened approach.

Actions:
Complete the table as follows. Add additional rows as necessary.

Action #

- Enter the action number.

Title

- Provide a short title for the action. This title will also appear in the action tables.

Description

- Provide a brief description of the action.

- For actions that contribute to meeting the increased or improved services requirement, the LEA may include an explanation of how each action is principally directed towards and effective in meeting the LEA's goals for unduplicated students, as described in the instructions for the Increased or Improved Services for Foster Youth, English Learners, and Low-Income Students section.
- As previously noted, for each action identified as 1) contributing towards the requirement to increase or improve services for foster youth, English learners, including long-term English learners, and low-income students and 2) being provided on an LEA-wide basis, the LEA must identify one or more metrics to monitor the effectiveness of the action and its budgeted expenditures.
- These required metrics may be identified within the action description or the first prompt in the increased or improved services section; however, the description must clearly identify the metric(s) being used to monitor the effectiveness of the action and the action(s) that the metric(s) apply to.

Total Funds

- Enter the total amount of expenditures associated with this action. Budgeted expenditures from specific fund sources will be provided in the action tables.

Contributing

- Indicate whether the action contributes to meeting the increased or improved services requirement as described in the Increased or Improved Services section using a “Y” for Yes or an “N” for No.
 - **Note:** for each such contributing action, the LEA will need to provide additional information in the Increased or Improved Services section to address the requirements in *California Code of Regulations*, Title 5 [5 CCR] Section 15496 in the Increased or Improved Services section of the LCAP.

Actions for Foster Youth: School districts, COEs, and charter schools that have a numerically significant foster youth student subgroup are encouraged to include specific actions in the LCAP designed to meet needs specific to foster youth students.

Required Actions

- LEAs with 30 or more English learners and/or 15 or more long-term English learners must include specific actions in the LCAP related to, at a minimum:
 - Language acquisition programs, as defined in *EC* Section 306, provided to students, and
 - Professional development for teachers.
 - If an LEA has both 30 or more English learners and 15 or more long-term English learners, the LEA must include actions for both English learners and long-term English learners.
- LEAs eligible for technical assistance pursuant to *EC* sections 47607.3, 52071, 52071.5, 52072, or 52072.5, must include specific actions within the LCAP related to its implementation of the work underway as part of technical assistance. The most common form of this technical assistance is frequently referred to as Differentiated Assistance.

- LEAs that have Red Dashboard indicators for (1) a school within the LEA, (2) a student group within the LEA, and/or (3) a student group within any school within the LEA must include one or more specific actions within the LCAP:
 - The specific action(s) must be directed towards the identified student group(s) and/or school(s) and must address the identified state indicator(s) for which the student group or school received the lowest performance level on the 2023 Dashboard. Each student group and/or school that receives the lowest performance level on the 2023 Dashboard must be addressed by one or more actions.
 - These required actions will be effective for the three-year LCAP cycle.

Increased or Improved Services for Foster Youth, English Learners, and Low-Income Students

Purpose

A well-written Increased or Improved Services section provides educational partners with a comprehensive description, within a single dedicated section, of how an LEA plans to increase or improve services for its unduplicated students as defined in *EC* Section 42238.02 in grades TK–12 as compared to all students in grades TK–12, as applicable, and how LEA-wide or schoolwide actions identified for this purpose meet regulatory requirements. Descriptions provided should include sufficient detail yet be sufficiently succinct to promote a broader understanding of educational partners to facilitate their ability to provide input. An LEA’s description in this section must align with the actions included in the Goals and Actions section as contributing.

Please Note: For the purpose of meeting the Increased or Improved Services requirement and consistent with *EC* Section 42238.02, long-term English learners are included in the English learner student group.

Statutory Requirements

An LEA is required to demonstrate in its LCAP how it is increasing or improving services for its students who are foster youth, English learners, and/or low-income, collectively referred to as unduplicated students, as compared to the services provided to all students in proportion to the increase in funding it receives based on the number and concentration of unduplicated students in the LEA (*EC* Section 42238.07[a][1], *EC* Section 52064[b][8][B]; 5 *CCR* Section 15496[a]). This proportionality percentage is also known as the “minimum proportionality percentage” or “MPP.” The manner in which an LEA demonstrates it is meeting its MPP is two-fold: (1) through the expenditure of LCFF funds or through the identification of a Planned Percentage of Improved Services as documented in the Contributing Actions Table, and (2) through the explanations provided in the Increased or Improved Services for Foster Youth, English Learners, and Low-Income Students section.

To improve services means to grow services in quality and to increase services means to grow services in quantity. Services are increased or improved by those actions in the LCAP that are identified in the Goals and Actions section as contributing to the increased or improved services requirement, whether they are provided across the entire LEA (LEA-wide action), provided to an entire school (Schoolwide action), or solely provided to one or more unduplicated student group(s) (Limited action).

Therefore, for *any* action contributing to meet the increased or improved services requirement, the LEA must include an explanation of:

- How the action is increasing or improving services for the unduplicated student group(s) (Identified Needs and Action Design), and
- How the action meets the LEA's goals for its unduplicated pupils in the state and any local priority areas (Measurement of Effectiveness).

LEA-wide and Schoolwide Actions

In addition to the above required explanations, LEAs must provide a justification for why an LEA-wide or Schoolwide action is being provided to all students and how the action is intended to improve outcomes for unduplicated student group(s) as compared to all students.

- Conclusory statements that a service will help achieve an expected outcome for the goal, without an explicit connection or further explanation as to how, are not sufficient.
- Further, simply stating that an LEA has a high enrollment percentage of a specific student group or groups does not meet the increased or improved services standard because enrolling students is not the same as serving students.

For School Districts Only

Actions provided on an **LEA-wide** basis at **school districts with an unduplicated pupil percentage of less than 55 percent** must also include a description of how the actions are the most effective use of the funds to meet the district's goals for its unduplicated pupils in the state and any local priority areas. The description must provide the basis for this determination, including any alternatives considered, supporting research, experience, or educational theory.

Actions provided on a **Schoolwide** basis for **schools with less than 40 percent enrollment of unduplicated pupils** must also include a description of how these actions are the most effective use of the funds to meet the district's goals for its unduplicated pupils in the state and any local priority areas. The description must provide the basis for this determination, including any alternatives considered, supporting research, experience, or educational theory.

Requirements and Instructions

Complete the tables as follows:

Total Projected LCFF Supplemental and/or Concentration Grants

- Specify the amount of LCFF supplemental and concentration grant funds the LEA estimates it will receive in the coming year based on the number and concentration of foster youth, English learner, and low-income students. This amount includes the Additional 15 percent LCFF Concentration Grant.

Projected Additional 15 percent LCFF Concentration Grant

- Specify the amount of additional LCFF concentration grant add-on funding, as described in *EC* Section 42238.02, that the LEA estimates it will receive in the coming year.

Projected Percentage to Increase or Improve Services for the Coming School Year

- Specify the estimated percentage by which services for unduplicated pupils must be increased or improved as compared to the services provided to all students in the LCAP year as calculated pursuant to 5 *CCR* Section 15496(a)(7).

LCFF Carryover — Percentage

- Specify the LCFF Carryover — Percentage identified in the LCFF Carryover Table. If a carryover percentage is not identified in the LCFF Carryover Table, specify a percentage of zero (0.00%).

LCFF Carryover — Dollar

- Specify the LCFF Carryover — Dollar amount identified in the LCFF Carryover Table. If a carryover amount is not identified in the LCFF Carryover Table, specify an amount of zero (\$0).

Total Percentage to Increase or Improve Services for the Coming School Year

- Add the Projected Percentage to Increase or Improve Services for the Coming School Year and the Proportional LCFF Required Carryover Percentage and specify the percentage. This is the LEA's percentage by which services for unduplicated pupils must be increased or improved as compared to the services provided to all students in the LCAP year, as calculated pursuant to 5 CCR Section 15496(a)(7).

Required Descriptions:

LEA-wide and Schoolwide Actions

For each action being provided to an entire LEA or school, provide an explanation of (1) the unique identified need(s) of the unduplicated student group(s) for whom the action is principally directed, (2) how the action is designed to address the identified need(s) and why it is being provided on an LEA or schoolwide basis, and (3) the metric(s) used to measure the effectiveness of the action in improving outcomes for the unduplicated student group(s).

If the LEA has provided this required description in the Action Descriptions, state as such within the table.

Complete the table as follows:

Identified Need(s)

Provide an explanation of the unique identified need(s) of the LEA's unduplicated student group(s) for whom the action is principally directed.

An LEA demonstrates how an action is principally directed towards an unduplicated student group(s) when the LEA explains the need(s), condition(s), or circumstance(s) of the unduplicated student group(s) identified through a needs assessment and how the action addresses them. A meaningful needs assessment includes, at a minimum, analysis of applicable student achievement data and educational partner feedback.

How the Action(s) are Designed to Address Need(s) and Why it is Provided on an LEA-wide or Schoolwide Basis

Provide an explanation of how the action as designed will address the unique identified need(s) of the LEA's unduplicated student group(s) for whom the action is principally directed and the rationale for why the action is being provided on an LEA-wide or schoolwide basis.

- As stated above, conclusory statements that a service will help achieve an expected outcome for the goal, without an explicit connection or further explanation as to how, are not sufficient.

- Further, simply stating that an LEA has a high enrollment percentage of a specific student group or groups does not meet the increased or improved services standard because enrolling students is not the same as serving students.

Metric(s) to Monitor Effectiveness

Identify the metric(s) being used to measure the progress and effectiveness of the action(s).

Note for COEs and Charter Schools: In the case of COEs and charter schools, schoolwide and LEA-wide are considered to be synonymous.

Limited Actions

For each action being solely provided to one or more unduplicated student group(s), provide an explanation of (1) the unique identified need(s) of the unduplicated student group(s) being served, (2) how the action is designed to address the identified need(s), and (3) how the effectiveness of the action in improving outcomes for the unduplicated student group(s) will be measured.

If the LEA has provided the required descriptions in the Action Descriptions, state as such.

Complete the table as follows:

Identified Need(s)

Provide an explanation of the unique need(s) of the unduplicated student group(s) being served identified through the LEA's needs assessment. A meaningful needs assessment includes, at a minimum, analysis of applicable student achievement data and educational partner feedback.

How the Action(s) are Designed to Address Need(s)

Provide an explanation of how the action is designed to address the unique identified need(s) of the unduplicated student group(s) being served.

Metric(s) to Monitor Effectiveness

Identify the metric(s) being used to measure the progress and effectiveness of the action(s).

For any limited action contributing to meeting the increased or improved services requirement that is associated with a Planned Percentage of Improved Services in the Contributing Summary Table rather than an expenditure of LCFF funds, describe the methodology that was used to determine the contribution of the action towards the proportional percentage, as applicable.

- For each action with an identified Planned Percentage of Improved Services, identify the goal and action number and describe the methodology that was used.
- When identifying a Planned Percentage of Improved Services, the LEA must describe the methodology that it used to determine the contribution of the action towards the proportional percentage. The percentage of improved services for an action corresponds to the amount of LCFF funding that the LEA estimates it would expend to implement the action if it were funded.

- For example, an LEA determines that there is a need to analyze data to ensure that instructional aides and expanded learning providers know what targeted supports to provide to students who are foster youth. The LEA could implement this action by hiring additional staff to collect and analyze data and to coordinate supports for students, which, based on the LEA's current pay scale, the LEA estimates would cost \$165,000. Instead, the LEA chooses to utilize a portion of existing staff time to analyze data relating to students who are foster youth. This analysis will then be shared with site principals who will use the data to coordinate services provided by instructional assistants and expanded learning providers to target support to students. In this example, the LEA would divide the estimated cost of \$165,000 by the amount of LCFF Funding identified in the Total Planned Expenditures Table and then convert the quotient to a percentage. This percentage is the Planned Percentage of Improved Services for the action.

Additional Concentration Grant Funding

A description of the plan for how the additional concentration grant add-on funding identified above will be used to increase the number of staff providing direct services to students at schools that have a high concentration (above 55 percent) of foster youth, English learners, and low-income students, as applicable.

An LEA that receives the additional concentration grant add-on described in *EC* Section 42238.02 is required to demonstrate how it is using these funds to increase the number of staff who provide direct services to students at schools with an enrollment of unduplicated students that is greater than 55 percent as compared to the number of staff who provide direct services to students at schools with an enrollment of unduplicated students that is equal to or less than 55 percent. The staff who provide direct services to students must be certificated staff and/or classified staff employed by the LEA; classified staff includes custodial staff.

Provide the following descriptions, as applicable to the LEA:

- An LEA that does not receive a concentration grant or the concentration grant add-on must indicate that a response to this prompt is not applicable.
- Identify the goal and action numbers of the actions in the LCAP that the LEA is implementing to meet the requirement to increase the number of staff who provide direct services to students at schools with an enrollment of unduplicated students that is greater than 55 percent.
- An LEA that does not have comparison schools from which to describe how it is using the concentration grant add-on funds, such as a single-school LEA or an LEA that only has schools with an enrollment of unduplicated students that is greater than 55 percent, must describe how it is using the funds to increase the number of credentialed staff, classified staff, or both, including custodial staff, who provide direct services to students at selected schools and the criteria used to determine which schools require additional staffing support.
- In the event that an additional concentration grant add-on is not sufficient to increase staff providing direct services to students at a school with an enrollment of unduplicated students that is greater than 55 percent, the LEA must describe how it is using the funds to retain staff providing direct services to students at a school with an enrollment of unduplicated students that is greater than 55 percent.

Complete the table as follows:

- Provide the staff-to-student ratio of classified staff providing direct services to students with a concentration of unduplicated students that is 55 percent or less and the staff-to-student ratio of classified staff providing direct services to students at schools with a concentration of unduplicated students that is greater than 55 percent, as applicable to the LEA.
 - The LEA may group its schools by grade span (Elementary, Middle/Junior High, and High Schools), as applicable to the LEA.

- The staff-to-student ratio must be based on the number of full-time equivalent (FTE) staff and the number of enrolled students as counted on the first Wednesday in October of each year.
- Provide the staff-to-student ratio of certificated staff providing direct services to students at schools with a concentration of unduplicated students that is 55 percent or less and the staff-to-student ratio of certificated staff providing direct services to students at schools with a concentration of unduplicated students that is greater than 55 percent, as applicable to the LEA.
 - The LEA may group its schools by grade span (Elementary, Middle/Junior High, and High Schools), as applicable to the LEA.
 - The staff-to-student ratio must be based on the number of FTE staff and the number of enrolled students as counted on the first Wednesday in October of each year.

Action Tables

Complete the Total Planned Expenditures Table for each action in the LCAP. The information entered into this table will automatically populate the other Action Tables. Information is only entered into the Total Planned Expenditures Table, the Annual Update Table, the Contributing Actions Annual Update Table, and the LCFF Carryover Table. The word “input” has been added to column headers to aid in identifying the column(s) where information will be entered. Information is not entered on the remaining Action tables.

The following tables are required to be included as part of the LCAP adopted by the local governing board or governing body:

- Table 1: Total Planned Expenditures Table (for the coming LCAP Year)
- Table 2: Contributing Actions Table (for the coming LCAP Year)
- Table 3: Annual Update Table (for the current LCAP Year)
- Table 4: Contributing Actions Annual Update Table (for the current LCAP Year)
- Table 5: LCFF Carryover Table (for the current LCAP Year)

Note: The coming LCAP Year is the year that is being planned for, while the current LCAP year is the current year of implementation. For example, when developing the 2024–25 LCAP, 2024–25 will be the coming LCAP Year and 2023–24 will be the current LCAP Year.

Total Planned Expenditures Table

In the Total Planned Expenditures Table, input the following information for each action in the LCAP for that applicable LCAP year:

- **LCAP Year:** Identify the applicable LCAP Year.
- **1. Projected LCFF Base Grant:** Provide the total amount estimated LCFF entitlement for the coming school year, excluding the supplemental and concentration grants and the add-ons for the Targeted Instructional Improvement Block Grant program, the former Home-to-School Transportation program, and the Small School District Transportation program, pursuant to 5 CCR Section 15496(a)(8).

Note that the LCFF Base Grant for purposes of the LCAP also includes the Necessary Small Schools and Economic Recovery Target allowances for school districts, and County Operations Grant for COEs.

See *EC* sections 2574 (for COEs) and 42238.02 (for school districts and charter schools), as applicable, for LCFF entitlement calculations.

- **2. Projected LCFF Supplemental and/or Concentration Grants:** Provide the total amount of LCFF supplemental and concentration grants estimated on the basis of the number and concentration of unduplicated students for the coming school year.
- **3. Projected Percentage to Increase or Improve Services for the Coming School Year:** This percentage will not be entered; it is calculated based on the Projected LCFF Base Grant and the Projected LCFF Supplemental and/or Concentration Grants, pursuant to 5 CCR Section 15496(a)(8). This is the percentage by which services for unduplicated pupils must be increased or improved as compared to the services provided to all students in the coming LCAP year.
- **LCFF Carryover — Percentage:** Specify the LCFF Carryover — Percentage identified in the LCFF Carryover Table from the prior LCAP year. If a carryover percentage is not identified in the LCFF Carryover Table, specify a percentage of zero (0.00%).
- **Total Percentage to Increase or Improve Services for the Coming School Year:** This percentage will not be entered; it is calculated based on the Projected Percentage to Increase or Improve Services for the Coming School Year and the LCFF Carryover — Percentage. ***This is the percentage by which the LEA must increase or improve services for unduplicated pupils as compared to the services provided to all students in the coming LCAP year.***
- **Goal #:** Enter the LCAP Goal number for the action.
- **Action #:** Enter the action's number as indicated in the LCAP Goal.
- **Action Title:** Provide a title of the action.
- **Student Group(s):** Indicate the student group or groups who will be the primary beneficiary of the action by entering "All," or by entering a specific student group or groups.
- **Contributing to Increased or Improved Services?:** Type "Yes" if the action **is** included as contributing to meeting the increased or improved services requirement; OR, type "No" if the action is **not** included as contributing to meeting the increased or improved services requirement.
- If "Yes" is entered into the Contributing column, then complete the following columns:
 - **Scope:** The scope of an action may be LEA-wide (i.e., districtwide, countywide, or charterwide), schoolwide, or limited. An action that is LEA-wide in scope upgrades the entire educational program of the LEA. An action that is schoolwide in scope upgrades the entire educational program of a single school. An action that is limited in its scope is an action that serves only one or more unduplicated student groups.

- **Unduplicated Student Group(s):** Regardless of scope, contributing actions serve one or more unduplicated student groups. Indicate one or more unduplicated student groups for whom services are being increased or improved as compared to what all students receive.
- **Location:** Identify the location where the action will be provided. If the action is provided to all schools within the LEA, the LEA must indicate “All Schools.” If the action is provided to specific schools within the LEA or specific grade spans only, the LEA must enter “Specific Schools” or “Specific Grade Spans.” Identify the individual school or a subset of schools or grade spans (e.g., all high schools or grades transitional kindergarten through grade five), as appropriate.
- **Time Span:** Enter “ongoing” if the action will be implemented for an indeterminate period of time. Otherwise, indicate the span of time for which the action will be implemented. For example, an LEA might enter “1 Year,” or “2 Years,” or “6 Months.”
- **Total Personnel:** Enter the total amount of personnel expenditures utilized to implement this action.
- **Total Non-Personnel:** This amount will be automatically calculated based on information provided in the Total Personnel column and the Total Funds column.
- **LCFF Funds:** Enter the total amount of LCFF funds utilized to implement this action, if any. LCFF funds include all funds that make up an LEA’s total LCFF target (i.e., base grant, grade span adjustment, supplemental grant, concentration grant, Targeted Instructional Improvement Block Grant, and Home-To-School Transportation).
 - **Note:** For an action to contribute towards meeting the increased or improved services requirement, it must include some measure of LCFF funding. The action may also include funding from other sources, however the extent to which an action contributes to meeting the increased or improved services requirement is based on the LCFF funding being used to implement the action.
- **Other State Funds:** Enter the total amount of Other State Funds utilized to implement this action, if any.
 - **Note:** Equity Multiplier funds must be included in the “Other State Funds” category, not in the “LCFF Funds” category. As a reminder, Equity Multiplier funds must be used to supplement, not supplant, funding provided to Equity Multiplier schoolsites for purposes of the LCFF, the ELO-P, the LCRS, and/or the CCSPP. This means that Equity Multiplier funds must not be used to replace funding that an Equity Multiplier schoolsite would otherwise receive to implement LEA-wide actions identified in the LEA’s LCAP or that an Equity Multiplier schoolsite would otherwise receive to implement provisions of the ELO-P, the LCRS, and/or the CCSPP.
- **Local Funds:** Enter the total amount of Local Funds utilized to implement this action, if any.
- **Federal Funds:** Enter the total amount of Federal Funds utilized to implement this action, if any.
- **Total Funds:** This amount is automatically calculated based on amounts entered in the previous four columns.
- **Planned Percentage of Improved Services:** For any action identified as contributing, being provided on a Limited basis to unduplicated students, and that does not have funding associated with the action, enter the planned quality improvement anticipated for the action as

a percentage rounded to the nearest hundredth (0.00%). A limited action is an action that only serves foster youth, English learners, and/or low-income students.

- As noted in the instructions for the Increased or Improved Services section, when identifying a Planned Percentage of Improved Services, the LEA must describe the methodology that it used to determine the contribution of the action towards the proportional percentage. The percentage of improved services for an action corresponds to the amount of LCFF funding that the LEA estimates it would expend to implement the action if it were funded.

For example, an LEA determines that there is a need to analyze data to ensure that instructional aides and expanded learning providers know what targeted supports to provide to students who are foster youth. The LEA could implement this action by hiring additional staff to collect and analyze data and to coordinate supports for students, which, based on the LEA’s current pay scale, the LEA estimates would cost \$165,000. Instead, the LEA chooses to utilize a portion of existing staff time to analyze data relating to students who are foster youth. This analysis will then be shared with site principals who will use the data to coordinate services provided by instructional assistants and expanded learning providers to target support to students. In this example, the LEA would divide the estimated cost of \$165,000 by the amount of LCFF Funding identified in the Data Entry Table and then convert the quotient to a percentage. This percentage is the Planned Percentage of Improved Services for the action.

Contributing Actions Table

As noted above, information will not be entered in the Contributing Actions Table; however, the ‘Contributing to Increased or Improved Services?’ column will need to be checked to ensure that only actions with a “Yes” are displaying. If actions with a “No” are displayed or if actions that are contributing are not displaying in the column, use the drop-down menu in the column header to filter only the “Yes” responses.

Annual Update Table

In the Annual Update Table, provide the following information for each action in the LCAP for the relevant LCAP year:

- **Estimated Actual Expenditures:** Enter the total estimated actual expenditures to implement this action, if any.

Contributing Actions Annual Update Table

In the Contributing Actions Annual Update Table, check the ‘Contributing to Increased or Improved Services?’ column to ensure that only actions with a “Yes” are displaying. If actions with a “No” are displayed or if actions that are contributing are not displaying in the column, use the drop-down menu in the column header to filter only the “Yes” responses. Provide the following information for each contributing action in the LCAP for the relevant LCAP year:

- **6. Estimated Actual LCFF Supplemental and/or Concentration Grants:** Provide the total amount of LCFF supplemental and concentration grants estimated based on the number and concentration of unduplicated students in the current school year.
- **Estimated Actual Expenditures for Contributing Actions:** Enter the total estimated actual expenditure of LCFF funds used to implement this action, if any.

- **Estimated Actual Percentage of Improved Services:** For any action identified as contributing, being provided on a Limited basis only to unduplicated students, and that does not have funding associated with the action, enter the total estimated actual quality improvement anticipated for the action as a percentage rounded to the nearest hundredth (0.00%).
 - Building on the example provided above for calculating the Planned Percentage of Improved Services, the LEA in the example implements the action. As part of the annual update process, the LEA reviews implementation and student outcome data and determines that the action was implemented with fidelity and that outcomes for foster youth students improved. The LEA reviews the original estimated cost for the action and determines that had it hired additional staff to collect and analyze data and to coordinate supports for students that estimated actual cost would have been \$169,500 due to a cost of living adjustment. The LEA would divide the estimated actual cost of \$169,500 by the amount of LCFF Funding identified in the Data Entry Table and then convert the quotient to a percentage. This percentage is the Estimated Actual Percentage of Improved Services for the action.

LCFF Carryover Table

- **9. Estimated Actual LCFF Base Grant:** Provide the total amount of estimated LCFF Target Entitlement for the current school year, excluding the supplemental and concentration grants and the add-ons for the Targeted Instructional Improvement Block Grant program, the former Home-to-School Transportation program, and the Small School District Transportation program, pursuant to 5 CCR Section 15496(a)(8). Note that the LCFF Base Grant for purposes of the LCAP also includes the Necessary Small Schools and Economic Recovery Target allowances for school districts, and County Operations Grant for COEs. See *EC* sections 2574 (for COEs) and 42238.02 (for school districts and charter schools), as applicable, for LCFF entitlement calculations.
- **10. Total Percentage to Increase or Improve Services for the Current School Year:** This percentage will not be entered. The percentage is calculated based on the amounts of the Estimated Actual LCFF Base Grant (9) and the Estimated Actual LCFF Supplemental and/or Concentration Grants (6), pursuant to 5 CCR Section 15496(a)(8), plus the LCFF Carryover – Percentage from the prior year. This is the percentage by which services for unduplicated pupils must be increased or improved as compared to the services provided to all students in the current LCAP year.

Calculations in the Action Tables

To reduce the duplication of effort of LEAs, the Action Tables include functionality such as pre-population of fields and cells based on the information provided in the Data Entry Table, the Annual Update Summary Table, and the Contributing Actions Table. For transparency, the functionality and calculations used are provided below.

Contributing Actions Table

- **4. Total Planned Contributing Expenditures (LCFF Funds)**
 - This amount is the total of the Planned Expenditures for Contributing Actions (LCFF Funds) column.
- **5. Total Planned Percentage of Improved Services**
 - This percentage is the total of the Planned Percentage of Improved Services column.
- **Planned Percentage to Increase or Improve Services for the coming school year (4 divided by 1, plus 5)**

- This percentage is calculated by dividing the Total Planned Contributing Expenditures (4) by the Projected LCFF Base Grant (1), converting the quotient to a percentage, and adding it to the Total Planned Percentage of Improved Services (5).

Contributing Actions Annual Update Table

Pursuant to *EC* Section 42238.07(c)(2), if the Total Planned Contributing Expenditures (4) is less than the Estimated Actual LCFF Supplemental and Concentration Grants (6), the LEA is required to calculate the difference between the Total Planned Percentage of Improved Services (5) and the Total Estimated Actual Percentage of Improved Services (7). If the Total Planned Contributing Expenditures (4) is equal to or greater than the Estimated Actual LCFF Supplemental and Concentration Grants (6), the Difference Between Planned and Estimated Actual Percentage of Improved Services will display “Not Required.”

- **6. Estimated Actual LCFF Supplemental and Concentration Grants**
 - This is the total amount of LCFF supplemental and concentration grants the LEA estimates it will actually receive based on of the number and concentration of unduplicated students in the current school year.
- **4. Total Planned Contributing Expenditures (LCFF Funds)**
 - This amount is the total of the Last Year's Planned Expenditures for Contributing Actions (LCFF Funds).
- **7. Total Estimated Actual Expenditures for Contributing Actions**
 - This amount is the total of the Estimated Actual Expenditures for Contributing Actions (LCFF Funds).
- **Difference Between Planned and Estimated Actual Expenditures for Contributing Actions (Subtract 7 from 4)**
 - This amount is the Total Estimated Actual Expenditures for Contributing Actions (7) subtracted from the Total Planned Contributing Expenditures (4).
- **5. Total Planned Percentage of Improved Services (%)**
 - This amount is the total of the Planned Percentage of Improved Services column.
- **8. Total Estimated Actual Percentage of Improved Services (%)**
 - This amount is the total of the Estimated Actual Percentage of Improved Services column.
- **Difference Between Planned and Estimated Actual Percentage of Improved Services (Subtract 5 from 8)**
 - This amount is the Total Planned Percentage of Improved Services (5) subtracted from the Total Estimated Actual Percentage of Improved Services (8).

LCFF Carryover Table

- **10. Total Percentage to Increase or Improve Services for the Current School Year (6 divided by 9 plus Carryover %)**

- This percentage is the Estimated Actual LCFF Supplemental and/or Concentration Grants (6) divided by the Estimated Actual LCFF Base Grant (9) plus the LCFF Carryover – Percentage from the prior year.
- **11. Estimated Actual Percentage of Increased or Improved Services (7 divided by 9, plus 8)**
 - This percentage is the Total Estimated Actual Expenditures for Contributing Actions (7) divided by the LCFF Funding (9), then converting the quotient to a percentage and adding the Total Estimated Actual Percentage of Improved Services (8).
- **12. LCFF Carryover — Dollar Amount LCFF Carryover (Subtract 11 from 10 and multiply by 9)**
 - If the Estimated Actual Percentage of Increased or Improved Services (11) is less than the Estimated Actual Percentage to Increase or Improve Services (10), the LEA is required to carry over LCFF funds.

The amount of LCFF funds is calculated by subtracting the Estimated Actual Percentage to Increase or Improve Services (11) from the Estimated Actual Percentage of Increased or Improved Services (10) and then multiplying by the Estimated Actual LCFF Base Grant (9). This amount is the amount of LCFF funds that is required to be carried over to the coming year.
- **13. LCFF Carryover — Percentage (12 divided by 9)**
 - This percentage is the unmet portion of the Percentage to Increase or Improve Services that the LEA must carry over into the coming LCAP year. The percentage is calculated by dividing the LCFF Carryover (12) by the LCFF Funding (9).

California Department of Education
November 2023