

Williams Unified School District

2024-2025 LCAP Executive Summary

Goal 1

Goal 1: Achievement

Williams Unified School District will raise student achievement and prepare all students for college and career through academically challenging curriculum delivered through intentional and quality instruction.

- Ensure that students have the tools, knowledge and skills needed for college and career, beginning in Kindergarten and continuing strategically until graduation
- Promote the essential skills, knowledge and literacies necessary for future success
- Differentiate instructional programs to meet student needs
- Provide appropriate technological resources for current teaching and learning trends

State Priorities: 2, 4, 5, 7, 8

Action 1.1	<p>School Site Based Block Grants will be provided to sites for support programs that provide the knowledge and skills needed for career & college exploration. The funds should be directed to the following: field trips, guest speakers, needed supplies, materials and software; specifically targeting English Learners, Developmental Bilingual Education, Special Education, Foster, and Economically Disadvantaged students. These funds will also be used to maintain CTE/ROP materials and supply budget, as well as supporting the Three Year Single Focus Site Plans. Each site will be expected to develop a site plan for the funds.</p> <p>Amount \$20,000</p>
Action 1.2	<p>Bilingual Education</p> <ul style="list-style-type: none">• K-3 Developmental Bilingual Education Program (50-50 model)• 4- 6 Bilingual Education Program (one core content in Spanish per day ie. math, science, history) (25/75 model)• 7-8 Spanish A/B or Spanish for Spanish Speakers A/B• 9-11/12 Spanish 1, 2, 3 or Spanish for Spanish Speakers 1, 2• 12 Interpreter/ Translator (Language Pathway) <p>Amount \$41,850</p>
Action 1.3	<p>Provide funding for Instructional materials, consumables and textbooks in Spanish and English to support bilingual education.</p> <p>Amount \$21,750</p>

Williams Unified School District

2024-2025 LCAP Executive Summary

Action 1.4	Provide a Reading Intervention Specialist with the focus and goal being that all students will be reading at grade level by the end of third grade. Amount \$159,197
Action 1.5	Provide a Summer Academy for K - 12th grades providing English language development, college courses offerings, Dual Enrollment and tutoring, credit recovery, enrichment courses, etc. Amount \$150,000 (Learning Recovery Emergency Block Grant and ASSETS)
Action 1.6	Maintain TK-12 Music Program for the development and support of student learning. Include the music program in the ASES (K-8) and ASSETS (9-12) after school programs. Amount \$97,974
Action 1.7	Provide physical education for the development and support of student health and well being (TK-6) Amount \$144,287
Action 1.8	Utilize the Digital Media Program by providing the following: <ul style="list-style-type: none"> ● Yearbook ● Drama ● Music
Action 1.9	Provide support for a replacement cycle for <u>wireless access</u> for school and community sites to ensure equitable access to technology for all students. Amount \$5,000
Action 1.10	Provide support for the student <u>device</u> replacement cycle to create equitable access to technology. Director of Informational Technology to assess, review and update the cycle annually. (K, 4th grade, 7th grade, and 10th grade) Amount \$200,000
Action 1.11	Provide support in the use of technology and blended learning in the schools. Instructional Coach to model instruction and coach teachers in these areas. Amount \$149,797
Action 1.12	Provide on-going professional learning and support for staff aimed at meeting the needs of all students through the purchase and replacement of classroom technology for teachers with the intention of creating a sustainable 3 year cycle.

Williams Unified School District

2024-2025 LCAP Executive Summary

	Amount \$65,000
Action 1.13	Provide a Director of Informational Technology and support staff to support implementation of technology; guarantee equitable access to technology; increase campus safety; and update infrastructure to provide students/teachers with technology and instructional strategies that support blended learning. Amount \$427,946

Goal 2

- Goal 2:** Conditions of Learning
Williams Unified School District will establish and foster conditions of learning that meet the educational and socio-emotional needs of all students in order to ensure their success.
- Increase student access to meaningful, appropriate, broad, and relevant learning experiences
 - Provide ongoing professional learning and support for staff
 - Support and retaining high-quality educators
 - Offer students equitable access to rigorous and relevant curriculum and well-maintained facilities
 - Utilize data-driven decision making

State Priorities: 4, 5, 6

Action 2.1	School Site Based Block Grants will be provided for conferences, instructional materials, supplies, etc. to support the professional development and support aimed at meeting the needs of students. Each site will be expected to develop a site plan for the funds. Amount \$20,000
Action 2.2	Provide funding for the purchase of Common Core State Standards (CCSS) aligned materials so that all students have the materials that they need for success. Amount \$100,000
Action 2.3	Provide access to professional development for teachers to effectively utilize iReady and Satchel Pulse diagnostics. Amount

Williams Unified School District

2024-2025 LCAP Executive Summary

Action 2.4	<p>Purchase online reading/math assessment and digital learning licenses.</p> <p>This purchase will:</p> <ul style="list-style-type: none"> ● Provide methods for staff to collect reading and math student data to assist with instruction ● Provide parents data regarding growth of students in reading and math ● Provide Board and community data of student growth and performance in reading and math other than state data <p>Students will, at a minimum, test three times a year: Fall, Winter, Spring</p> <p>Amount \$88,000 (Educator Effectiveness Block Grant)</p>
Action 2.5	<p>Maintain the Block Schedule; continue to design student-driven Master Schedule, and increase access to courses (including A-G Courses) that support college and career readiness. Utilize prep-period buy-outs to support course access when necessary.</p> <p>Provide funding for:</p> <ul style="list-style-type: none"> ● Master program teacher incentive to support Early College High School ● Dual Enrollment: Teaching Staff ● AP Course: Teaching Staff <p>Amount \$306,674</p>
Action 2.6	<p>Provide a student-driven program of electives (8th-12th) and co-curricular activities that support and sustain AVID, Sports, Art, Music, CTE (9th-12th) etc.</p> <p>Amount \$1,034,556</p>
Action 2.7	<p>Ensure equity by providing general education & special education teachers with ongoing professional development and support aimed at meeting the needs of students. To include, but not limited to: designated and integrated ELD, English Language Arts, and math; using best practices/strategies (SEAL, AVID) to enable English Learners to access the standards-aligned core curriculum.</p> <p>Amount \$35,343</p>
Action 2.88	<p>Provide special needs services and staff to improve the outcomes of this student subgroup in the areas of ELA, math, and behavior support/modification. Ensure that SpEd staff is included with other staff in professional learning and progress monitoring systems discussions to align/integrate services and support SpEd students, TK-12.</p> <p>Amount \$1,506,127</p>
Action 2.9	<p>Provide Instructional Coaches to support: Professional development planning; Instructional practices development; and Curriculum support for teachers.</p> <p>1 Position each at WES, WUES, WJHS</p> <p>Amount \$193,654</p>

Williams Unified School District

2024-2025 LCAP Executive Summary

Action 2.10	Support positive school climate and culture through the use of tools for collaboration such as Multi-Tiered System of Supports (MTSS) and Positive Behavior Interventions and Supports (PBIS). Provide intervention programs K-12 to support individualized academic progress including Saturday School and After School Interventions; provide an alternative setting for students 10th - 12th grade. Amount \$138,725
Action 2.11	Provide equity by providing funding for AP, translation certification testing costs, and others as needed. Amount \$15,000
Action 2.12	Provide training, facilitation, and mentoring for the superintendent, school administrators, and instructional coaches in the areas of Effective Research-based Instructional strategies; the elements of a grade level and schoolwide Professional Learning Community; and the critical attributes for Learning Focused Conversations with coaching/mentoring strategies. Amount
Action 2.13	Provide funding to support productive learning environments district-wide by recruiting and retaining certificated and classified substitute positions. Amount
Action 2.14	Provide funding to support productive learning environments district-wide by hiring and retaining classified paraprofessionals (10) Amount \$308,370 (Learning Recovery Emergency Block Grant)

Williams Unified School District

2024-2025 LCAP Executive Summary

Goal 3

- Goal 3:** Family Engagement Student Social Emotional
- Williams Unified School District will strengthen family engagement through communication that includes all stakeholders: students, staff, families, and community.
- Motivate and support the social and emotional well-being of all students
 - Seek input and implement shared decision-making processes
 - Heighten school connectedness and student engagement
 - Address the needs of the whole child

State Priorities: 1, 3, 6

Action 3.1	Provide Site Based Block Grant for Social Emotional Learning. Each school site will provide a plan that outlines their initiatives for Social Emotional development. Some examples include: SEL curricula, activities, and strategies. Amount \$20,000
Action 3.2	Purchase online social emotional assessment and digital learning licenses. This purchase will: <ul style="list-style-type: none">● Provide methods for staff to collect social and emotional student data to assist with support● Provide parents data regarding social emotional needs of their students● Provide Board and community data of student social and emotional needs Students will, at minimum, test two times a year: Fall, and Spring Amount \$7,600 (Art, Music & Instructional Materials Block Grant)
Action 3.3	Provide a Wellness Center to provide social and emotional wrap-around services that better support all students in their social-emotional development. (Funded through Colusa County Office of Education Grant)

Williams Unified School District

2024-2025 LCAP Executive Summary

Action 3.4	Provide a communication platform that increases and encourages parent communication with the district through a seamless communication strategy. Amount \$15,000
Action 3.5	Provide opportunities to involve parents, families and the school community through district/school advisory and decision-making committees (SSC, ELAC, DELAC) in order to foster positive communication and meaningful engagement. Amount \$1,500
Action 3.6	Provide translation/interpretation services to increase parent and teacher communication and involvement of English Learner parents in school activities. Amount \$104,838
Action 3.7	Provide parent resources, support and training initiatives such as: <ul style="list-style-type: none"> ● PIQE to encourage parent involvement ● Adult Literacy class to support parents' learning ● Site specific family learning opportunities (3 times a year) such as ParentSquare, iReady, Satchel, etc. Amount \$4,000 ASSETS
Action 3.8	Provide funding for activity stipends to support activities that develop students and encourage students to engage in school. Amount \$167,724
Action 3.9	Provide Counseling Services to both elementary (TK-6) and secondary (7th-12th) students through the hiring of 2.0 FTE counselors. Amount \$311,374
Action 3.10	Recruit, hire and retain a diverse group of highly qualified teachers who are skilled in addressing the achievement gap and in creating an enriched, learning environment. Amount \$3,000
Action 3.11	Provide transportation to support EL's, foster and homeless youth, and low socio-economic students. Amount \$256,764
Action 3.12	Provide district-wide nursing services to ensure a healthy learning environment for all students with the goal of keeping students in school. Amount \$125,201
Action 3.13	Provide student, staff, and family preventative drug, alcohol, tobacco, etc. education.

Williams Unified School District

2024-2025 LCAP Executive Summary

	Provide a School Resource Officer for the district. Amount \$72,861
Action 3.14	Provide recognition of students and certificated/ classified staff at board meetings, welcome back breakfast, mid-year recharge breakfast, staff appreciation luncheon, etc. Amount \$6,200
Action 3.15	Continue to maintain school facilities to increase safety. Amount \$487,166

Goal 4

Goal 4: Equity Multiplier Focus Goal

WUSD is committed to enhancing educational equity at our Alternative High School, Mid-Valley, and Independent Study Program. WUSD will ensure all students attending Mid-Valley Alt. Ed. classroom and independent study program have equitable access to high-quality educational resources, personalized support, and opportunities for academic and personal growth, regardless of their background or circumstances. This commitment will be carried out by providing the following:

- Increased access to technology
- Enhanced learning materials
- Individual learning plans
- Mentorship programs
- Cultural Competency training
- Parent/ guardian workshops, and
- Community Partnerships.

State Priorities 1, 2, 3, 4, 5, 6, 7, 8

Action 4.1	Increased Access to Technology: Provide every student and the classroom as a whole with an increased access to technology including, but not limited to, a chrome book, reliable internet access, smart boards, projectors, etc. Amount \$10,000
Action 4.2	Enhanced Learning Materials: Enhance learning materials including but not limited to, high-quality, culturally relevant

Williams Unified School District

2024-2025 LCAP Executive Summary

	<p>textbooks, digital resources, and supplementary materials tailored to diverse learning needs.</p> <p>Amount \$5000</p>
Action 4.3	<p>Common Core Curriculum: Provide funding for the purchase of Common Core State Standards (CCSS) aligned materials so that all students have the materials that they need for success.</p> <p>Amount \$5000</p>
Action 4.4	<p>Individualized Learning Plans: Provide staff training on creating individualized learning plans (ILPs) for each student, focusing on unique strengths, challenges and interests.</p> <p>Amount \$2000</p>
Action 4.5	<p>Mentorship Programs: Establish mentorship programs where teachers, counselors, and community members provide academic and emotional support, helping students set and achieve personal goals.</p> <p>Amount \$5000</p>
Action 4.6	<p>Cultural Competency Training: Implement ongoing professional development for educators on cultural competency, trauma-informed teaching, and strategies to support diverse learners.</p> <p>Amount \$2000</p>
Action 4.7	<p>Parent / Guardian Workshops: Organize workshops to help parents and caregivers support their student's learning and development, fostering a strong home-school connection.</p> <p>Amount \$1000</p>
Action 4.8	<p>Community Partnerships: Build partnerships with local organizations and businesses to provide students with internships, job shadowing opportunities, and real-world learning experiences.</p> <p>Amount \$5000</p>
Action 4.9	<p>Facilities/ Learning Tools:</p>

Williams Unified School District

2024-2025 LCAP Executive Summary

	<p>Provide a safe environment for learning. This may include but not limited to desks and chairs, appropriate student storage spaces, tables for projects, electives materials, learning tools, etc.</p> <p>Amount \$15,000</p>
--	--

LCFF Budget Overview for Parents

Local Educational Agency (LEA) Name: Williams Unified School District

CDS Code: 06616220000000

School Year: 2024-25

LEA contact information:

Sandra Ayon, Ed.D.

Superintendent

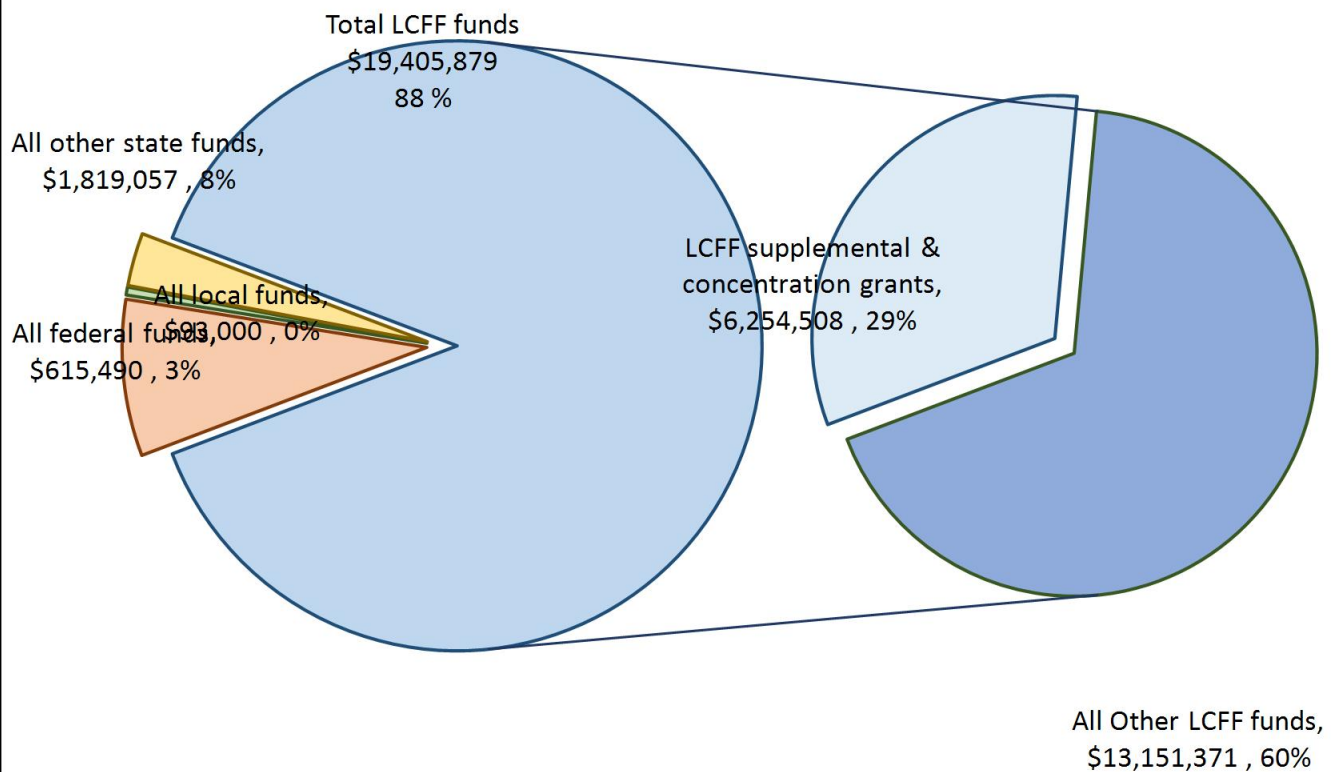
sayon@williamsusd.net

530-473-2550

School districts receive funding from different sources: state funds under the Local Control Funding Formula (LCFF), other state funds, local funds, and federal funds. LCFF funds include a base level of funding for all LEAs and extra funding - called "supplemental and concentration" grants - to LEAs based on the enrollment of high needs students (foster youth, English learners, and low-income students).

Budget Overview for the 2024-25 School Year

Projected Revenue by Fund Source

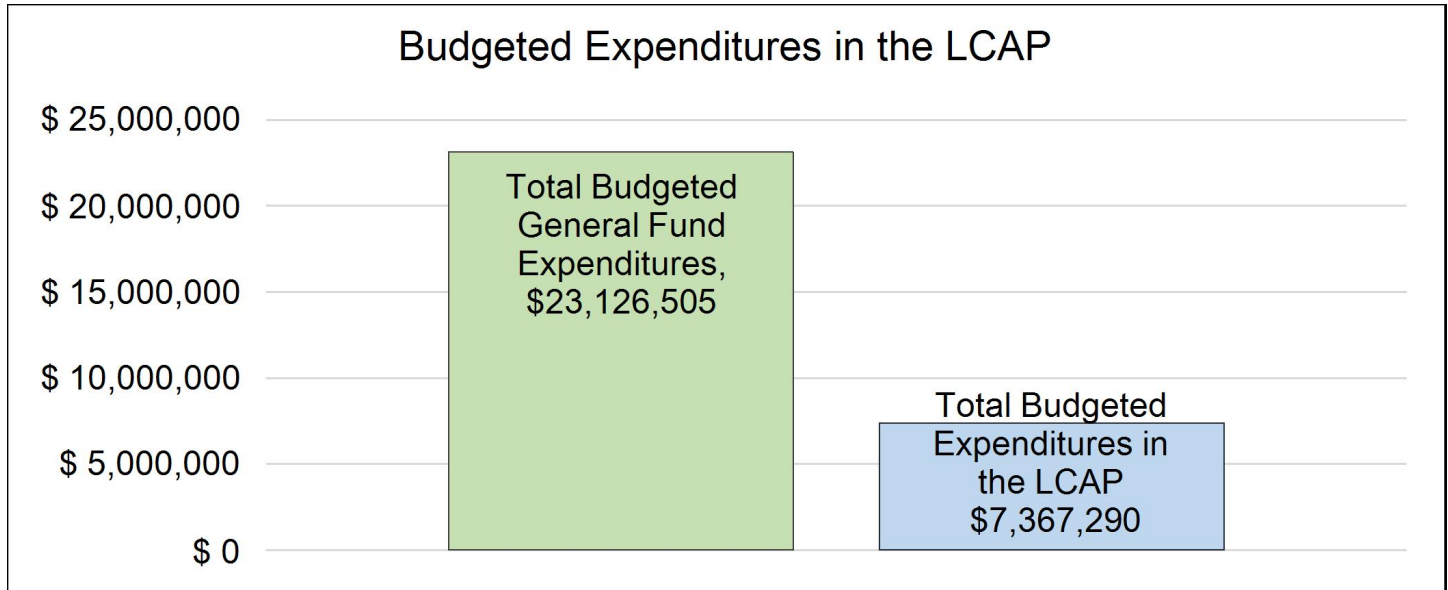


This chart shows the total general purpose revenue Williams Unified School District expects to receive in the coming year from all sources.

The text description for the above chart is as follows: The total revenue projected for Williams Unified School District is \$21,933,426, of which \$19,405,879 is Local Control Funding Formula (LCFF), \$1,819,057 is other state funds, \$93,000 is local funds, and \$615,490 is federal funds. Of the \$19,405,879 in LCFF Funds, \$6,254,508 is generated based on the enrollment of high needs students (foster youth, English learner, and low-income students).

LCFF Budget Overview for Parents

The LCFF gives school districts more flexibility in deciding how to use state funds. In exchange, school districts must work with parents, educators, students, and the community to develop a Local Control and Accountability Plan (LCAP) that shows how they will use these funds to serve students.



This chart provides a quick summary of how much Williams Unified School District plans to spend for 2024-25. It shows how much of the total is tied to planned actions and services in the LCAP.

The text description of the above chart is as follows: Williams Unified School District plans to spend \$23,126,505 for the 2024-25 school year. Of that amount, \$7,367,290 is tied to actions/services in the LCAP and \$15,759,215 is not included in the LCAP. The budgeted expenditures that are not included in the LCAP will be used for the following:

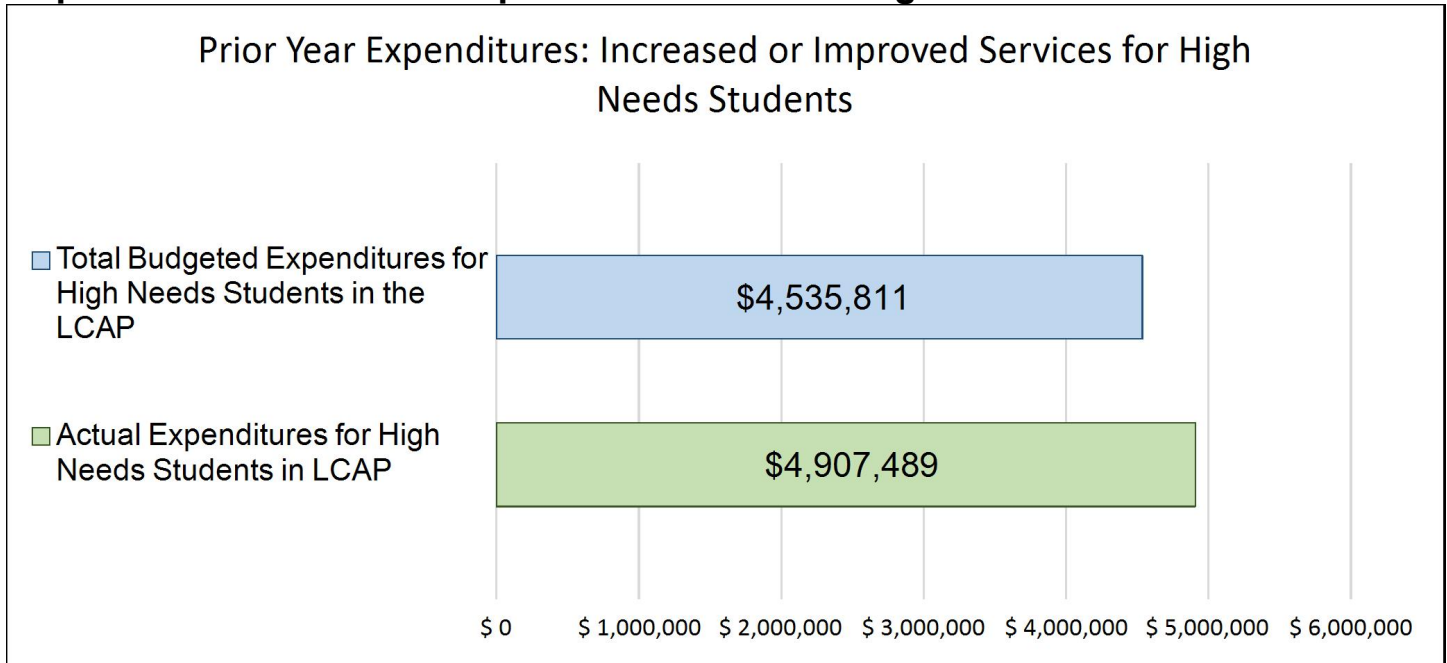
The General Fund Budgeted Expenditures not included in the LCAP consist of the costs associated with providing the core program including but not limited to the salary and benefits of staff such as teachers, administrators, clerical staff, custodial staff, District office staff, etc. and costs to operate and maintain the facilities such as the electricity, water, sewer, garbage, insurance, etc.

Increased or Improved Services for High Needs Students in the LCAP for the 2024-25 School Year

In 2024-25, Williams Unified School District is projecting it will receive \$6,254,508 based on the enrollment of foster youth, English learner, and low-income students. Williams Unified School District must describe how it intends to increase or improve services for high needs students in the LCAP. Williams Unified School District plans to spend \$474,838 towards meeting this requirement, as described in the LCAP.

LCFF Budget Overview for Parents

Update on Increased or Improved Services for High Needs Students in 2023-24



This chart compares what Williams Unified School District budgeted last year in the LCAP for actions and services that contribute to increasing or improving services for high needs students with what Williams Unified School District estimates it has spent on actions and services that contribute to increasing or improving services for high needs students in the current year.

The text description of the above chart is as follows: In 2023-24, Williams Unified School District's LCAP budgeted \$4535811 for planned actions to increase or improve services for high needs students. Williams Unified School District actually spent \$4907489 for actions to increase or improve services for high needs students in 2023-24.

Local Control and Accountability Plan

The instructions for completing the Local Control and Accountability Plan (LCAP) follow the template.

Local Educational Agency (LEA) Name	Contact Name and Title	Email and Phone
Williams Unified School District	Sandra Ayon, Ed.D. Superintendent	sayon@williamsusd.net 530-473-2550

Plan Summary [2024-25]

General Information

A description of the LEA, its schools, and its students in grades transitional kindergarten–12, as applicable to the LEA.

Williams Unified School District serves around 1316 students from the rural, farming town of Williams and nearby areas in Colusa County. We have several schools: Williams Elementary School for TK-3rd graders with 419 students, Williams Upper Elementary for 4th-6th graders with 281 students, and Williams Jr./Sr. High School for 7th-12th graders with 591 students. We also have Mid Valley High (Continuation) with 21 students and 4 students in Independent Study. All schools are located on the same 47 acres of property.

Our student population is diverse, with 95.5% Hispanic, 2.4% White, 1.2% Asian, and 0.4% other. Over half, 56.4%, of our students are English language learners, and 92.5% are eligible for free or reduced-price lunch. About 9.6% of our students are migrant students.

Williams USD sustains its educational endeavors through a variety of funding streams including the Local Control Funding Formula monies, grants, and other financial resources. These funds are allocated to support initiatives geared towards enhancing instructional quality, fostering learning outcomes, and nurturing the social-emotional well-being of all students enrolled in our TK-12 educational programs.

Reflections: Annual Performance

A reflection on annual performance based on a review of the California School Dashboard (Dashboard) and local data.

Academics:

Reflecting on the annual performance data from the California Dashboard, it is evident that there have been notable improvements across several key areas: English Language Arts (ELA), Mathematics, English Learner Progress, and College/Career Readiness. Despite these gains, there remain significant challenges that require continued focus and strategic interventions.

English Language Arts (ELA)

The ELA scores show an encouraging trend. With students now 52.9 points below the standard, there has been an increase of 11.8 points. This improvement suggests that initiatives aimed at enhancing literacy skills and comprehension are yielding positive results. However, being 52.9 points below the standard indicates that substantial work is still needed.

Mathematics

In Mathematics, students are currently 105.4 points below the standard, although there has been an increase of 12 points. This area shows the most significant gap compared to the standard, highlighting a critical area for improvement. The progress made is promising but not sufficient to close the gap rapidly. .

English Learner Progress

English Learners (ELs) show a significant improvement, with 57.1% making progress, an increase of 12.9%. This increase is commendable and reflects effective strategies in supporting ELs. Continued focus in this area is essential to maintain and accelerate this progress.

College/Career Readiness

The data indicates that 33.9% of students are prepared for college or a career. This figure highlights the need for a more robust approach to preparing students for life after high school.

The data from the California Dashboard reveals a mixed picture of educational performance. While there are positive trends in ELA and English Learner Progress, significant challenges remain in Mathematics and College/Career Readiness. Addressing these issues will require a concerted effort from educators, administrators, parents, and the community. By focusing on targeted interventions, professional development, and enhanced support systems, we can build on the gains made and work towards closing the remaining gaps, ensuring that all students have the opportunity to succeed.

Academic Engagement / Conditions & Climate :

Analyzing the annual performance data from the California Dashboard reveals important trends in chronic absenteeism, graduation rates, and suspension rates. These metrics are crucial indicators of the overall health and effectiveness of our educational environment. While there are areas of improvement, particularly in reducing chronic absenteeism and suspension rates, maintaining a high graduation rate indicates some stability in student outcomes.

The chronic absenteeism rate stands at 23.2%, showing a decline of 2.3%. This reduction is a positive sign, indicating that efforts to improve attendance are making a difference. However, the rate remains high, highlighting the need for continued focus.

The graduation rate is a strong point, with 90.2% of students graduating, a slight increase of 0.5%. This high rate of graduation suggests that many students are successfully navigating through to the completion of their high school education.

The suspension rate has declined to 4.5%, a decrease of 1.4%. This reduction is a positive indicator of improved behavior management and disciplinary practices. Reducing suspensions is crucial as it keeps students in the learning environment and reduces the likelihood of academic setbacks.

The data from the California Dashboard highlights areas of both achievement and ongoing challenges. The decline in chronic absenteeism and suspension rates are promising trends that show progress in creating a more inclusive and supportive school environment. Maintaining a high graduation rate is also commendable, reflecting the effectiveness of our academic programs and student support services. Moving forward, it will be crucial to build on these successes by continuing to implement targeted strategies aimed at further reducing absenteeism and suspensions while maintaining high graduation rates. Through sustained efforts and strategic initiatives, we can continue to improve the educational experiences and outcomes for all students.

Satchel Pulse Screener is our local social emotional program that supports students and staff in the following: Maintain self-awareness, self-management, social awareness, relationship skills, and responsible decision making. Following is the most recent data for WUSD:

WES - Grades 2 and 3

Tier 1 - 79% (80%)

Tier 2 - 16% (15%)

Tier 3 - 5% (5%)

WUES - Grades 4 - 6

Tier 1 - 76% (80%)

Tier 2 - 18% (15%)

Tier 3 - 6% (5%)

WJSHS - Grades 7 - 12

Tier 1 - 78% (80%)

Tier 2 - 20% (15%)

Tier 3 - 6.5% (5%)

This is right on track for where the students should be in each tier.

As for iReady, our local diagnostic for ELA and Math, we show growth at all three sites:

WES- ELA 95 students at grade level from 22 students at the beginning of the year. Math 54 students at grade level from 9 students at the beginning of the year.

WUES - ELA 36 students at grade level from 11 students at the beginning of the year. Math 18 students at grade level from 1 student at the beginning of the year.

WJSHS - ELA 35 students at grade level from 25 students at the beginning of the year. Math 39 students at grade level from 5 at the beginning of the year.

In reviewing both the California School Dashboard and our local assessments, it is clear that we are moving in the right direction, demonstrating progress in key areas such as reducing chronic absenteeism and suspension rates, and maintaining a high graduation rate. However, the data also highlights the significant work that remains to close the achievement gap for all our learners. This information provides a valuable focus for the upcoming school year. Addressing the substantial gap in mathematics performance is a critical goal, alongside continuing our efforts to support English Learners, improve college and career readiness, and enhance overall student engagement and success. By leveraging this data, we can strategically target our resources and interventions to ensure all students have the opportunity to achieve their full potential.

Reflections: Technical Assistance

As applicable, a summary of the work underway as part of technical assistance.

The Williams Unified School District (WUSD) is receiving technical assistance for addressing absenteeism and performance in English Language Arts (ELA) and Math among homeless students. The Colusa County Office of Education (CCOE) is supporting WUSD through the School Attendance Review Board (SARB) process to improve student attendance in this category. Additionally, WUSD is actively participating in SARB interventions through home visits, parent meetings, and daily check-ins with students. CCOE is also providing support by offering model lessons in both ELA and Math to help our students improve their academic performance in these subjects.

Comprehensive Support and Improvement

An LEA with a school or schools eligible for comprehensive support and improvement must respond to the following prompts.

Schools Identified

A list of the schools in the LEA that are eligible for comprehensive support and improvement.

Support for Identified Schools

A description of how the LEA has or will support its eligible schools in developing comprehensive support and improvement plans.

Monitoring and Evaluating Effectiveness

A description of how the LEA will monitor and evaluate the plan to support student and school improvement.

Engaging Educational Partners

A summary of the process used to engage educational partners in the development of the LCAP.

School districts and county offices of education must, at a minimum, consult with teachers, principals, administrators, other school personnel, local bargaining units, parents, and students in the development of the LCAP.

Charter schools must, at a minimum, consult with teachers, principals, administrators, other school personnel, parents, and students in the development of the LCAP.

An LEA receiving Equity Multiplier funds must also consult with educational partners at schools generating Equity Multiplier funds in the development of the LCAP, specifically, in the development of the required focus goal for each applicable school.

Educational Partner(s)	Process for Engagement
Parents/ Guardians	Survey, Focus Groups, School Site Council, ELAC/DELAC- Survey went out in February 2024; Focus Groups were held in March 2024; SSC Feb 2024, March 2024; ELAC Jan 2024, March 2024; DELAC Jan 2024, March 2024
Students	Survey, Focus Groups -Survey went out in February 2024; Focus Groups were held in March 2024
Staff- administrators, classified, certificated	Survey, Focus Groups, School Site Council, WUSD Task Force- Survey went out in February 2024; Focus Groups were held in March 2024; SSC Feb 2024, March 2024; Task Force March 2024, April 2024

A description of how the adopted LCAP was influenced by the feedback provided by educational partners.

WUSD received responses from about 104 parents through surveys (Spanish and English), with 66 parents also taking part in Focus Groups, along with 8 parents who serve on School Site Councils. All ELAC and DELAC members also had the opportunity for input at one of their meetings. Additionally, 70 staff members (both certificated and classified) completed surveys and participated in Focus Groups. Student involvement in the survey varied across grades: 298 students from 3rd to 6th grade, 184 students from 7th to 8th grade, and 362 students from 9th to 12th grade. Samples from each grade level participated in Focus Groups as well.

Regarding input on the Equity Multiplier funds, students attending Mid Valley, along with staff members, were interviewed to discuss the specific needs at that site.

Here's a summary of the top three priorities identified by each group:

Grades 3-6:

Help students who are struggling in school
Prepare students to be ready to get a job or go to college
Make sure that my schools have the things they need so my student(s) can learn

Grades 7-8:

Prepare students to be ready to get a job or go to college
Help students who are struggling in school
Make sure that everyone feels welcome at school

Grades 9-12:

Prepare students to be ready to get a job or go to college
Help students who are struggling in school
Make sure schools are safe and clean

Parents (English):

Help students who are struggling in school
Prepare students to be ready to get a job or go to college
Make sure that my schools have the things they need so my student(s) can learn

Parents (Spanish):

Prepare students to be ready to get a job or go to college
Help parents/guardian know what is happening at school and know how to help their children
Make sure that everyone feels welcome at school

By engaging with stakeholders, reviewing priorities, and updating the LCAP goals, actions, and metrics, WUSD aims to better meet the needs of its diverse student population and ensure equitable access to quality education for all.

Goals and Actions

Goal

Goal #	Description	Type of Goal
1	<p>Achievement: Williams Unified School District aims to enhance student achievement and prepare every student for college and career success through a rigorous and engaging curriculum delivered with purpose and excellence.</p> <p>Key Objectives: Equip students with the essential tools, knowledge, and skills for college and career readiness, starting from Kindergarten and continuing systematically through to graduation. Foster the development of critical skills, knowledge, and literacies essential for future success. Tailor instructional programs to address the diverse needs of students. Ensure access to appropriate technological resources to support contemporary teaching and learning practices. (Priority 2, 4, 5, 7, 8)</p>	Broad Goal

State Priorities addressed by this goal.

<p>Priority 2: State Standards (Conditions of Learning)</p> <p>Priority 4: Pupil Achievement (Pupil Outcomes)</p> <p>Priority 5: Pupil Engagement (Engagement)</p> <p>Priority 7: Course Access (Conditions of Learning)</p> <p>Priority 8: Other Pupil Outcomes (Pupil Outcomes)</p>

An explanation of why the LEA has developed this goal.

<p>Williams Unified School District developed the goal of "Achievement" to ensure that all students are thoroughly prepared for success in both college and their future careers. This goal reflects the district's commitment to providing high-quality education that meets the diverse needs of its student population and equips them with the necessary skills and knowledge to thrive in a competitive and rapidly changing world.</p> <p>Reasons for Developing the Goal:</p> <p>Comprehensive Preparation: The goal aims to equip students with essential tools, knowledge, and skills for college and career readiness. This preparation starts from Kindergarten and continues systematically until graduation, ensuring a solid foundation and continuous development throughout the students' educational journey.</p>
--

Future Success:
By fostering the development of critical skills, knowledge, and literacies, the district ensures that students are not only academically proficient but also capable of navigating and succeeding in various future scenarios, whether in higher education or the workforce.

Personalized Education:
Tailoring instructional programs to meet the diverse needs of students is crucial for maximizing each student's potential. Differentiated instruction helps address individual learning styles, abilities, and interests, promoting better academic outcomes and personal growth.

Technological Integration:
Ensuring access to appropriate technological resources aligns with current teaching and learning trends. Integrating technology in education enhances learning experiences, prepares students for a tech-driven world, and supports innovative instructional methods.

Overall Impact:
The "Achievement" goal is designed to create a robust educational framework that supports every student's academic and personal development. By focusing on rigorous and engaging curriculum delivery, personalized learning, and technological integration, Williams Unified School District aims to produce well-rounded, competent, and confident individuals ready to succeed in college and their future careers. This goal underscores the district's dedication to excellence in education and its commitment to preparing students for a successful and fulfilling future.

Measuring and Reporting Results

Metric #	Metric	Baseline	Year 1 Outcome	Year 2 Outcome	Target for Year 3 Outcome	Current Difference from Baseline
1.1	Progress in implementing state academic standards	PK- 6 teachers have all participated in SEAL professional development. It is a rolling cycle; continued PD in SEAL strategies. Secondary teachers will receive PD in Explicit Direct Instruction. Continued PD provided regarding new curriculum in science, math, ELD, ELA, and Spanish			All teachers will have participated in SEAL at the elementary level. All secondary teachers will have participated in Explicit Direct Instruction. All teachers Tk-12 will have participated in professional	

Metric #	Metric	Baseline	Year 1 Outcome	Year 2 Outcome	Target for Year 3 Outcome	Current Difference from Baseline
		Continued PD provided for our iReady diagnostic and ELlevation 2023-2024 SY			development in new curriculum and use the strategies in teaching to enable all students to access the CCSS. (Priority 2)	
1.2	Student achievement, as measured by state test scores (state indicator)	ELA 52.9 points below standard Math 105.4 points below standard 2023 California Dashboard 2023-2024 SY			Increase ELA and Math performance on the CAASPP by 5 points from previous year. (Priority 4)	
1.3	English learner progress (state indicator)	57.1% Making progress toward English language proficiency 2023 Dashboard 2023-2024 SY			Increase English Learner progress from the previous year by 5% (Priority 4)	
1.4	English learner redesignation	WUSD Reclassified 91 students in 2024 2023-2024			Maintain English Learner reclassification rate at 90 students or above. (Priority 4)	

Goal Analysis [2023-24]

An analysis of how this goal was carried out in the previous year.

A description of overall implementation, including any substantive differences in planned actions and actual implementation of these actions, and any relevant challenges and successes experienced with implementation.

Not Applicable.

An explanation of material differences between Budgeted Expenditures and Estimated Actual Expenditures and/or Planned Percentages of Improved Services and Estimated Actual Percentages of Improved Services.

Not Applicable.

A description of the effectiveness or ineffectiveness of the specific actions to date in making progress toward the goal.

Not Applicable.

A description of any changes made to the planned goal, metrics, target outcomes, or actions for the coming year that resulted from reflections on prior practice.

Not Applicable.

Actions

Action #	Title	Description	Total Funds	Contributing
1.1	Site Block Grant	School Site Based Block Grants will be provided to sites for support programs that develop the knowledge and skills needed for career & college exploration. Each site will be expected to develop a site plan for the funds. The funds should be directed to the following: field trips, guest speakers, needed supplies, materials and software; specifically targeting English Learners, Developmental Bilingual Education, Special Education, Foster, and Economically Disadvantaged students. These funds will also be used to maintain CTE/ROP materials and supply budget, as well as supporting the Three Year Single Focus Site Plans.	\$20,000.00	Yes
1.2	Bilingual Education	K-3 Developmental Bilingual Education Program (50-50 model) 4- 6 Bilingual Education Program (one core content in Spanish per day ie. math, science, history) (25/75 model) 7-8 Spanish A/B or Spanish for Spanish Speakers A/B	\$41,850.00	Yes

Action #	Title	Description	Total Funds	Contributing
		9-11/12 Spanish 1, 2, 3 or Spanish for Spanish Speakers 1, 2 12 Interpreter/ Translator (Language Pathway)		
1.3	Bilingual Education Supplies	Provide funding for Instructional materials, consumables and textbooks in Spanish and English to support bilingual education.	\$21,750.00	Yes
1.4	Reading Specialist	Provide a Reading Intervention Specialist with the focus and goal being that all students will be reading at grade level by the end of third grade.	\$159,197.00	Yes
1.5	Summer Academy	Provide a Summer Academy for K - 12th grades providing English language development, college courses offerings, Dual Enrollment and tutoring, credit recovery, enrichment courses, etc.	\$150,000.00	Yes
1.6	Music	Maintain TK-12 Music Program for the development and support of student learning. Include the music program in the ASES (K-8) and ASSETS (9-12) after school programs.	\$97,974.00	Yes
1.7	Digital Media Program	Utilize the Digital Media Program by providing the Following: Yearbook; Drama; Music Technology		
1.8	Technology	Provide support for a replacement cycle for wireless access for school and community sites to ensure equitable access to technology for all students.	\$5,000.00	Yes
1.9	Technology	Provide support for the student device replacement cycle to create equitable access to technology. Director of Informational Technology to assess, review and update the cycle annually. (K, 4th grade, 7th grade, and 10th grade)	\$200,000.00	Yes

Action #	Title	Description	Total Funds	Contributing
1.10	Technology Coach	Provide support in the use of technology and blended learning in the schools. Instructional Coach to model instruction and coach teachers in these areas.	\$149,797.00	Yes
1.11	Technology	Provide on-going professional learning and support for staff aimed at meeting the needs of all students through the purchase and replacement of classroom technology for teachers with the intention of creating a sustainable 3 year cycle.	\$65,000.00	Yes
1.12	Technology	Provide a Director of Informational Technology and support staff to support implementation of technology; guarantee equitable access to technology; increase campus safety; and update infrastructure to provide students/teachers with technology and instructional strategies that support blended learning.	\$427,946.00	Yes
1.13	Physical Education	Provide physical education for the development and support of student health and well being (TK-6)	\$144,287.00	Yes

Goals and Actions

Goal

Goal #	Description	Type of Goal
2	<p>Conditions of Learning: Williams Unified School District will create and nurture an environment that addresses both the educational and socio-emotional needs of all students to ensure their success.</p> <p>Key Objectives: Expand student access to meaningful, appropriate, broad, and relevant learning experiences. Provide continuous professional development and support for staff. Support and retain high-quality educators. Ensure students have equitable access to a rigorous and relevant curriculum and well-maintained facilities. Employ data-driven decision-making processes. (Priority 1, 2, 4, 5, 6)</p>	Broad Goal

State Priorities addressed by this goal.

<p>Priority 1: Basic (Conditions of Learning)</p> <p>Priority 2: State Standards (Conditions of Learning)</p> <p>Priority 4: Pupil Achievement (Pupil Outcomes)</p> <p>Priority 5: Pupil Engagement (Engagement)</p> <p>Priority 6: School Climate (Engagement)</p>

An explanation of why the LEA has developed this goal.

<p>Williams Unified School District developed this goal to create and nurture an environment that addresses both the educational and socio-emotional needs of all students to ensure their success for several important reasons.</p> <p>Here's a detailed explanation of why each key objective supports this overarching goal:</p> <p>Expand student access to meaningful, appropriate, broad, and relevant learning experiences: Why it matters: Providing diverse and relevant learning experiences ensures that students are engaged and can see the practical applications of their education. This approach recognizes the varied interests and career aspirations of students, preparing them for the future in a holistic manner. Connection to the goal: By expanding access to a variety of learning opportunities, the district supports not only the academic growth but also the personal interests and passions of students, which is crucial for their overall success and socio-emotional well-being.</p>
--

Provide continuous professional development and support for staff:
Why it matters: Educators need to continually update their skills and knowledge to effectively meet the diverse needs of students. Professional development ensures that teachers can employ the best instructional strategies and understand the socio-emotional aspects of student development.
Connection to the goal: Well-trained and supported teachers are better equipped to create nurturing and effective learning environments. This directly impacts students' educational experiences and their socio-emotional development, fostering a supportive and effective learning atmosphere.

Support and retain high-quality educators:
Why it matters: High-quality educators are crucial for student success. Retention of skilled teachers ensures consistency and stability within the learning environment, which benefits students' academic and emotional well-being.
Connection to the goal: By focusing on supporting and retaining high-quality educators, the district ensures that students have access to experienced, committed, and competent teachers who can provide both academic instruction and socio-emotional support.

Ensure students have equitable access to a rigorous and relevant curriculum and well-maintained facilities:
Why it matters: Equity in education ensures that all students, regardless of their background, have the same opportunities to succeed. A rigorous and relevant curriculum challenges students and prepares them for future academic and career endeavors, while well-maintained facilities provide a safe and conducive learning environment.
Connection to the goal: Equitable access to high-quality education and facilities directly addresses both educational and socio-emotional needs. It ensures that all students have the resources and opportunities needed to thrive, which is essential for their overall success.

Employ data-driven decision-making processes:
Why it matters: Data-driven decision-making allows for informed and effective strategies to be implemented. It ensures that the district's policies and practices are based on evidence and can be adjusted as needed to meet students' needs.
Connection to the goal: Using data to guide decisions helps the district to continually improve and tailor its approaches to support students' educational and socio-emotional needs. It ensures that resources are allocated effectively and interventions are targeted where they are most needed, enhancing student outcomes.

Overall, the Williams Unified School District's goal and its key objectives reflect a comprehensive approach to education that acknowledges the importance of both academic and socio-emotional development. By addressing these aspects through specific, targeted actions, the district aims to create a well-rounded and supportive environment that promotes the success of all students.

Measuring and Reporting Results

Metric #	Metric	Baseline	Year 1 Outcome	Year 2 Outcome	Target for Year 3 Outcome	Current Difference from Baseline
2.1	Graduation Rate (state indicator)	90.2 % Graduated 2023 Dashboard 2023-2024 SY			Maintain high graduation rate status (blue) on	

Metric #	Metric	Baseline	Year 1 Outcome	Year 2 Outcome	Target for Year 3 Outcome	Current Difference from Baseline
					the California School Dashboard (Priority 5)	
2.2	College/Career Readiness (state indicator)	33.9% Prepared 16.1% Approaching Prepared 50.0 % Not Prepared 2023-2024 SY			Increase college preparedness in the College/Career Indicator of the California School Dashboard by 5% each year(Priorities 7 and 8)	
2.3	College/Career Readiness (A-G)	42.39% Graduates that met A-G (39 / 92 students) 2023-2024 SY			Increase rate of A-G completion from the previous year by 3% (Priority 4)	
2.4	College/Career Readiness (AP)	AP Testing- 87 unduplicated students who took 1 or more AP tests this year. 2023-2024 SY			Increase the number of students taking Advanced Placement exams and the percent passing exams by 3% each from previous year. (Priorities 7 and 8)	
2.5	Student achievement, as measured by state test scores (EAP)	EAP Ready 55.41% ELA 27.35% Math 2023-2024			Continue to increase the percent of EAP Ready in ELA and Math by 3% from previous school year. (Priority 4)	

Metric #	Metric	Baseline	Year 1 Outcome	Year 2 Outcome	Target for Year 3 Outcome	Current Difference from Baseline
2.6	College/Career Readiness (CTE)	135 students in 2nd course of CTE Pathways 21 Completers 2023-2024 SY			Increase total enrollment and the rate of CTE completions by 3% from previous year. (Priority 4 and 7)	
2.7	College/Career Readiness (Dual Enrollment)	149 seats in dual enrollment 2023-2024 SY			Increase the seats in College Credit Courses (Dual Enrollment) annually (Priorities 7 and 8)	
2.8	Teacher assignments and credentials	TEACHER CONSENT: 10 teachers - Title 5 80005(b) classes were electives (Leadership, Career Paths and AVID). Misassignment in Chemistry and Physics. PERMITS: STSP - Secondary Art, MS 5th gr., TK Specialist Teaching Permit in ECE. INTERNS: 1 teacher MS TK. TOSAs: Curriculum Support, Reading Specialist, SEAL Coord and Technology Support. 2023-2024 SY			Increase and maintain fully credentialed teachers to 100% (Priority 1)	
2.9	Williams Act Certification	100% of students have access to CCSS			Maintain 100% access to CCSS	

Metric #	Metric	Baseline	Year 1 Outcome	Year 2 Outcome	Target for Year 3 Outcome	Current Difference from Baseline
		aligned core curriculum and instructional materials 2023-2024 SY			aligned materials per approved Williams Act Certification (Priorities 1 and 2)	
2.10	Improved facilities and infrastructure	2023-2024 Ratings based on FIT and SARC reports: Williams Elementary School: Good Williams Upper Elem. School: Good Williams Jr./Sr. High: Good Mid Valley Continuation: Fair 2023-2024 SY			All schools and facilities will meet Williams Certification standards (Priority 1)	

Goal Analysis [2023-24]

An analysis of how this goal was carried out in the previous year.

A description of overall implementation, including any substantive differences in planned actions and actual implementation of these actions, and any relevant challenges and successes experienced with implementation.

Not Applicable.

An explanation of material differences between Budgeted Expenditures and Estimated Actual Expenditures and/or Planned Percentages of Improved Services and Estimated Actual Percentages of Improved Services.

Not Applicable.

A description of the effectiveness or ineffectiveness of the specific actions to date in making progress toward the goal.

Not Applicable.

A description of any changes made to the planned goal, metrics, target outcomes, or actions for the coming year that resulted from reflections on prior practice.

Not Applicable.

Actions

Action #	Title	Description	Total Funds	Contributing
2.1	Site Block Grant	School Site Based Block Grants will be provided for conferences, instructional materials, supplies, etc. to support the professional development and support aimed at meeting the needs of students. Each site will be expected to develop a site plan for the funds.	\$20,000.00	Yes
2.2	Common Core Curriculum	Provide funding for the purchase of Common Core State Standards (CCSS) aligned materials so that all students have the materials that they need for success.	\$100,000.00	Yes
2.3	Diagnostics	Provide access to professional development for teachers to effectively utilize iReady and Satchel Pulse Diagnostics		Yes
2.4	Diagnostic Assessment	Purchase online reading/math assessment and digital learning licenses. This purchase will: Provide methods for staff to collect reading and math student data to assist with instruction Provide parents data regarding growth of students in reading and math Provide Board and community data of student growth and performance in reading and math other than state data Students will, at a minimum, test three times a year: Fall, Winter, Spring	\$88,000.00	Yes
2.5	Block Schedule at Secondary	Maintain the Block Schedule; continue to design student-driven Master Schedule, and increase access to courses (including A-G Courses) that support college and career readiness. Utilize prep-period buy-outs to support course access when necessary. Provide funding for:	\$306,674.00	Yes

Action #	Title	Description	Total Funds	Contributing
		Master program teacher incentive to support Early College High School Dual Enrollment: Teaching Staff Prep-Period Buy-outs: AP Course Increases		
2.6	Electives Secondary	Provide a student-driven program of electives (8th-12th) and co-curricular activities that support and sustain AVID, Sports, Art, Music, CTE (9th-12th) etc.	\$1,034,556.00	Yes
2.7	Equitable Education	Ensure equity by providing general education & special education teachers with ongoing professional development and support aimed at meeting the needs of students. To include, but not limited to: designated and integrated ELD, English Language Arts, and math; using best practices/strategies (SEAL, AVID) to enable English Learners to access the standards-aligned core curriculum.	\$35,343.00	Yes
2.8	Special Education	Provide special needs services and staff to improve the outcomes of this student subgroup in the areas of ELA, math, and behavior support/modification. Ensure that SpEd staff is included with other staff in professional learning and progress monitoring systems discussions to align/integrate services and support SpEd students, TK-12.	\$2,010,939.00	No
2.9	Instructional Coaches	Provide Instructional Coaches to support: Professional development planning; Instructional practices development; and Curriculum support for teachers.	\$193,654.00	Yes
2.10	Positive School Climate	Support positive school climate and culture through the use of tools for collaboration such as Multi-Tiered System of Supports (MTSS) and Positive Behavior Interventions and Supports (PBIS). Provide intervention programs K-12 to support individualized academic progress including	\$138,725.00	Yes

Action #	Title	Description	Total Funds	Contributing
		Saturday School and After School Interventions; provide an alternative setting for students 10th - 12th grade.		
2.11	Equity for Assessments	Provide equity by providing funding for AP, translation certification testing costs, and others as needed.	\$15,000.00	Yes
2.14	Classified Paraprofessionals	Provide funding to support productive learning environments district-wide by hiring and retaining classified paraprofessionals (10)	\$308,370.00	Yes

Goals and Actions

Goal

Goal #	Description	Type of Goal
3	<p>Family Engagement and Student SEL: Williams Unified School District will enhance family engagement through inclusive communication involving all stakeholders: students, staff, families, and the community.</p> <p>Key Objectives: Promote and support the social and emotional well-being of all students. Seek input and implement shared decision-making processes. Increase school connectedness and student engagement. Address the comprehensive needs of the whole child. Priority (3, 4, 5, 6, 8,)</p>	Broad Goal

State Priorities addressed by this goal.

<p>Priority 3: Parental Involvement (Engagement) Priority 4: Pupil Achievement (Pupil Outcomes) Priority 5: Pupil Engagement (Engagement) Priority 6: School Climate (Engagement) Priority 8: Other Pupil Outcomes (Pupil Outcomes)</p>

An explanation of why the LEA has developed this goal.

<p>Williams Unified School District chose the goal of "Family Engagement and Student SEL" to create a supportive and collaborative educational environment that addresses both the academic and socio-emotional needs of students. This goal reflects the district's understanding that student success is significantly influenced by the involvement of families and the broader community, as well as by the social and emotional well-being of the students themselves.</p> <p>Reasons for Developing the Goal:</p> <p>Holistic Student Development: Addressing the comprehensive needs of the whole child ensures that education goes beyond academics to include social and emotional learning (SEL). This approach helps students develop essential life skills such as resilience, empathy, and effective communication, which are crucial for their overall well-being and success.</p> <p>Enhanced Family Engagement:</p>

By fostering inclusive communication involving students, staff, families, and the community, the district aims to build stronger partnerships. Engaged families are more likely to support their children's education, which can lead to improved academic outcomes and a more positive school experience for students.

Supportive School Environment:
Promoting and supporting the social and emotional well-being of all students creates a nurturing school climate where students feel safe, valued, and ready to learn. This supportive environment is essential for academic achievement and personal growth.

Shared Decision-Making:
Seeking input and implementing shared decision-making processes ensure that the voices of all stakeholders are heard and considered. This collaborative approach fosters a sense of ownership and accountability among the school community, leading to more effective and sustainable initiatives.

Increased Engagement and Connectedness:
Enhancing school connectedness and student engagement helps students feel more integrated and involved in their school community. When students are engaged and connected, they are more likely to participate actively in their learning and exhibit positive behaviors.

Overall Impact:
The "Family Engagement and Student SEL" goal is designed to create a cohesive and inclusive educational environment that supports both the academic and emotional development of students. By emphasizing the importance of family and community involvement, promoting SEL, and ensuring that all stakeholders have a voice in the decision-making process, Williams Unified School District aims to foster a supportive and thriving school community. This goal reflects the district's commitment to providing a well-rounded education that prepares students not only for academic success but also for a fulfilling and balanced life.

Measuring and Reporting Results

Metric #	Metric	Baseline	Year 1 Outcome	Year 2 Outcome	Target for Year 3 Outcome	Current Difference from Baseline
3.1	Suspension Rates (state indicator)	4.5% suspended at least one day- declined 1.4% 2023 Dashboard 2023-2024 SY			Decrease the number of suspensions by 3% from previous school year (Priority 6)	
3.2	Dropout Rate	3 mid-year dropouts 1 - Jr/Sr High .01% 2 - Mid Valley .16%			Decrease High School dropout rate from previous	

Metric #	Metric	Baseline	Year 1 Outcome	Year 2 Outcome	Target for Year 3 Outcome	Current Difference from Baseline
					year by 3% (Priority 5)	
3.3	Dropout Rate	0 dropouts 2023-2024 SY			Maintain the middle school dropout rate at 0% (Priority 5)	
3.4	Graduation Rate	90.2% Graduated 2023-2024 SY			Increase Graduation rate to 95% and maintain at 98% once reached. (Priority 5)	
3.5	Achievement of student subgroups, as measured by state test scores	<p>ELA: Homeless (46 students)- 93.3 points below standard, declined 27.7 points Students w/ Disabilities (107 students)- 111.2 points below standard, declined 3.7 points English Learners (314 students) - 96.6 points below standard, declined 8.2 points</p> <p>Math: Homeless (46 students)- 150.6 points below standard, declined 27.8 points Students w/ Disabilities (106 students)- 133 points below standard, declined 9.8 points</p>			Increase ELA and Math performance in each subgroup on the CAASPP by 5 points from previous year. (Priority 4)	

Metric #	Metric	Baseline	Year 1 Outcome	Year 2 Outcome	Target for Year 3 Outcome	Current Difference from Baseline
		English Learners (310 students) - 127.8 points below standard, declined 3.7 points 2023 Dashboard 2023-2024 SY				
3.6	Expulsion Rate	1 Expulsion 1 Expulsion Enforcement Suspended (stipulated expulsion) 2023-2024 SY			Achieve and maintain the expulsion rate at 0% (Priority 5)	
3.7	School Communication	Following are the percent of parents that interacted with parent square: WES 98% WUES98% WJSHS 99% Mid Valley 100% 99% of our parents are contactable through parent square 2023-2024 SY			Maintain the 98% or higher of parents interacting with parent square (Priority 3)	
3.8	Parent Engagement	104 parents returned the LCAP survey and approximately 66 parents participated in LCAP Focus Groups Tk-12. Following is the approximate number of parents that participated			Increase parent engagement in district-sponsored parent programs and activities over previous year by 5% (Priority 6)	

Metric #	Metric	Baseline	Year 1 Outcome	Year 2 Outcome	Target for Year 3 Outcome	Current Difference from Baseline
		<p>as members of site and district-level committees: SSC- 12 ELAC- 12 DELAC- 15</p> <p>In addition we had various school events that parents were invited to. Below are the approximate numbers of participation district wide.</p> <p>Parent Resource Nights = 13 Back to School Night = 320 Open House = 1200 Shady Creek Information Night = 39 Culture Night = 70 Literacy Night = 104 Math Night = 75 Science Night = 200 PTO = 12 PIQE = 97 2023-2024 SY</p>				
3.9	Student Social and Emotional well-being to achieve student engagement	<p>Satchel- Meaningful Participation</p> <p>WES - Grades 2 and 3 Tier 1 - 79% (80%) Tier 2 - 16% (15%) Tier 3 - 5% (5%)</p>			Maintain self-awareness, self-management, social awareness, relationship skills, and responsible decision making in	

Metric #	Metric	Baseline	Year 1 Outcome	Year 2 Outcome	Target for Year 3 Outcome	Current Difference from Baseline
		WUES - Grades 4 - 6 Tier 1 - 76% (80%) Tier 2 - 18% (15%) Tier 3 - 6% (5%) WJSHS - Grades 7 - 12 Tier 1 - 78% (80%) Tier 2 - 20% (15%) Tier 3 - 6.5% (5%) 2023-2024 SY			all three Tiers at 80%,15%, and 5%, as determined in the Satchel Pulse screener. (Priority 6)	
3.10	Chronic Absenteeism	23.2 % chronically absent, declined 2.3% 2023 Dashboard 2023-2024 SY			Decrease chronic absenteeism rate by 5% (Priority 5)	

Goal Analysis [2023-24]

An analysis of how this goal was carried out in the previous year.

A description of overall implementation, including any substantive differences in planned actions and actual implementation of these actions, and any relevant challenges and successes experienced with implementation.

Not Applicable.

An explanation of material differences between Budgeted Expenditures and Estimated Actual Expenditures and/or Planned Percentages of Improved Services and Estimated Actual Percentages of Improved Services.

Not Applicable.

A description of the effectiveness or ineffectiveness of the specific actions to date in making progress toward the goal.

Not Applicable.

A description of any changes made to the planned goal, metrics, target outcomes, or actions for the coming year that resulted from reflections on prior practice.

Not Applicable.

Actions

Action #	Title	Description	Total Funds	Contributing
3.1	Site Block Grant	Provide Site Based Block Grant for Social Emotional Learning. Each school site will provide a plan that outlines their initiatives for Social Emotional development. Some examples include: SEL curricula, activities, and strategies.	\$20,000.00	Yes
3.2	Social Emotional Learning	Purchase online social emotional assessment and digital learning licenses. This purchase will: Provide methods for staff to collect social and emotional student data to assist with support Provide parents data regarding social emotional needs of their students Provide Board and community data of student social and emotional needs Students will, at minimum, be screened two times a year: Fall and Spring	\$7,600.00	Yes
3.3	Social Emotional Services	Provide a Wellness Center to provide social and emotional wrap-around services that better support all students in their social-emotional development.		Yes
3.4	Parent Communication	Provide a communication platform that increases and encourages parent communication with the district through a seamless communication strategy.	\$15,000.00	Yes
3.5	Parent Involvement	Provide opportunities to involve parents, families and the school community through district/school advisory and decision-making committees (SSC, ELAC, DELAC, PTO) in order to foster positive communication and meaningful engagement.	\$1,500.00	Yes

Action #	Title	Description	Total Funds	Contributing
3.6	Translation/ Interpretation	Provide translation/interpretation services to increase parent and teacher communication and involvement of English Learner parents in school activities.	\$104,838.00	Yes
3.7	Parent Resources	Provide parent resources, support and training initiatives such as: PIQE to encourage parent involvement Adult Literacy class to support parents' learning Site specific family learning opportunities (3 times a year) such as ParentSquare, iReady, Satchel, etc.	\$4,000.00	Yes
3.8	Activity Stipends	Provide funding for activity stipends to support activities that develop students and encourage students to engage in school.	\$167,724.00	Yes
3.9	Counselors	Provide Counseling Services to both elementary (TK-6) and secondary (7th-12th) students through the hiring of 2.0 FTE counselors.	\$311,374.00	Yes
3.10	Recruitment of Teachers	Recruit, hire and retain a diverse group of highly qualified teachers who are skilled in addressing the achievement gap and in creating an enriched, learning environment.	\$3,000.00	Yes
3.11	Transportation	Provide transportation to support EL's, foster and homeless youth, and low socio-economic students.	\$256,764.00	Yes
3.12	Nursing	Provide district-wide nursing services to ensure a healthy learning environment for all students with the goal of keeping students in school.	\$125,201.00	Yes

Action #	Title	Description	Total Funds	Contributing
3.13	School Safety	Provide student, staff, and family preventative drug, alcohol, tobacco, etc. education; includes a School Resource Officer for the 2024-2025 SY	\$72,861.00	Yes
3.14	Recognition	Provide recognition of students and certificated/ classified staff at board meetings, welcome back breakfast, mid-year recharge breakfast, staff appreciation luncheon, etc.	\$6,200.00	Yes
3.15	Facilities	Continue to maintain school facilities to increase safety.	\$487,166.00	Yes

Goals and Actions

Goal

Goal #	Description	Type of Goal
4	<p>WUSD is committed to enhancing educational equity at our Alternative High School, Mid-Valley, and Independent Study Program. WUSD will ensure all students attending Mid-Valley Alt. Ed. classroom and independent study program have equitable access to high-quality educational resources, personalized support, and opportunities for academic and personal growth, regardless of their background or circumstances. This commitment will be carried out by providing the following: Increased access to technology, enhanced learning materials, individual learning plans, mentorship programs, cultural competency training, parent/ guardian workshops, and community partnerships.</p> <p>Data-Driven Decision Making: Regularly collect and analyze data on student performance, engagement, and well-being to identify gaps and areas for improvement.</p> <p>Continuous Feedback Loop: Establish a continuous feedback loop involving students, parents, educators, and community members to ensure the programs remain responsive to the needs of all stakeholders.</p> <p>Expected Outcomes:</p> <p>Improved academic performance and graduation rates among continuation high school and independent study students.</p> <p>Increased student engagement and motivation through personalized and relevant learning experiences.</p> <p>Enhanced support for students' social-emotional well-being, leading to a more positive school climate.</p> <p>Greater involvement of families and community members in the educational process, creating a stronger support network for students.</p> <p>By implementing these strategies, we aim to create a more equitable educational environment where every student has the opportunity to succeed and thrive.</p> <p>(Priority 1, 2, 3, 4, 5, 6, 7, 8)</p>	Equity Multiplier Focus Goal

State Priorities addressed by this goal.
<p>Priority 1: Basic (Conditions of Learning)</p> <p>Priority 2: State Standards (Conditions of Learning)</p> <p>Priority 3: Parental Involvement (Engagement)</p> <p>Priority 4: Pupil Achievement (Pupil Outcomes)</p> <p>Priority 5: Pupil Engagement (Engagement)</p>

Priority 6: School Climate (Engagement)
Priority 7: Course Access (Conditions of Learning)
Priority 8: Other Pupil Outcomes (Pupil Outcomes)

An explanation of why the LEA has developed this goal.

The Williams Unified School District (WUSD) has developed this goal to enhance educational equity at our Alternative High School, Mid-Valley, and Independent Study Program in response to a growing recognition of the diverse needs of our student population. This goal reflects our dedication to ensuring that every student, regardless of their background or circumstances, has the opportunity to succeed academically and personally. Data has shown that students in alternative education settings often face significant educational disparities compared to their peers in traditional settings. These disparities can lead to lower academic achievement, reduced engagement, and higher dropout rates. WUSD is committed to closing these gaps by providing targeted support and resources.

Measuring and Reporting Results

Metric #	Metric	Baseline	Year 1 Outcome	Year 2 Outcome	Target for Year 3 Outcome	Current Difference from Baseline
----------	--------	----------	----------------	----------------	---------------------------	----------------------------------

Goal Analysis [2023-24]

An analysis of how this goal was carried out in the previous year.
A description of overall implementation, including any substantive differences in planned actions and actual implementation of these actions, and any relevant challenges and successes experienced with implementation.

Not Applicable.

An explanation of material differences between Budgeted Expenditures and Estimated Actual Expenditures and/or Planned Percentages of Improved Services and Estimated Actual Percentages of Improved Services.

Not Applicable.

A description of the effectiveness or ineffectiveness of the specific actions to date in making progress toward the goal.

Not Applicable.

A description of any changes made to the planned goal, metrics, target outcomes, or actions for the coming year that resulted from reflections on prior practice.

Not Applicable.

Actions

Action #	Title	Description	Total Funds	Contributing
4.1	Increased Access to Technology	Provide every student and the classroom as a whole with an increased access to technology including, but not limited a chrome book, reliable internet access, smart boards, projectors, etc.	\$10,000.00	Yes
4.2	Enhanced Learning Materials	Enhance learning materials including but not limited to, high-quality, culturally relevant textbooks, digital resources, and supplementary materials tailored to diverse learning needs.	\$5,000.00	Yes
4.3	Common Core Curriculum	Provide funding for the purchase of Common Core State Standards (CCSS) aligned materials so that all students have the materials that they need for success.	\$5,000.00	Yes
4.4	Individualized Learning Plans	Provide staff training on creating individualized learning plans (ILPs) for each student, focusing on unique strengths, challenges and interests.	\$2,000.00	Yes
4.5	Mentorship Programs	Establish mentorship programs where teachers, counselors, and community members provide academic and emotional support, helping students set and achieve personal goals.	\$5,000.00	Yes
4.6	Cultural Competency Training	Implement ongoing professional development for educators on cultural competency, trauma-informed teaching, and strategies to support diverse learners.	\$2,000.00	Yes
4.7	Parent / Guardian Workshops	Organize workshops to help parents and caregivers support their student's learning and development, fostering a strong home-school connection	\$1,000.00	Yes

Action #	Title	Description	Total Funds	Contributing
4.8	Community Partnerships	Build partnerships with local organizations and businesses to provide students with internships, job shadowing opportunities, and real-world learning experiences.	\$5,000.00	Yes
4.9	Facilities/ Learning Tools	Provide a safe environment for learning. This may include but not limited to desks and chairs, appropriate student storage spaces, tables for projects, electives materials, learning tools, etc.	\$15,000.00	Yes

Increased or Improved Services for Foster Youth, English Learners, and Low-Income Students [2024-25]

Total Projected LCFF Supplemental and/or Concentration Grants	Projected Additional 15 percent LCFF Concentration Grant
\$\$6,254,508	\$\$815,264.00

Required Percentage to Increase or Improve Services for the LCAP Year

Projected Percentage to Increase or Improve Services for the Coming School Year	LCFF Carryover — Percentage	LCFF Carryover — Dollar	Total Percentage to Increase or Improve Services for the Coming School Year
45.629%	0.000%	\$0.00	45.629%

The Budgeted Expenditures for Actions identified as Contributing may be found in the Contributing Actions Table.

Required Descriptions

LEA-wide and Schoolwide Actions

For each action being provided to an entire LEA or school, provide an explanation of (1) the unique identified need(s) of the unduplicated student group(s) for whom the action is principally directed, (2) how the action is designed to address the identified need(s) and why it is being provided on an LEA or schoolwide basis, and (3) the metric(s) used to measure the effectiveness of the action in improving outcomes for the unduplicated student group(s).

Goal and Action #	Identified Need(s)	How the Action(s) Address Need(s) and Why it is Provided on an LEA-wide or Schoolwide Basis	Metric(s) to Monitor Effectiveness
1.1	<p>Action: Site Block Grant</p> <p>Need: The need is that each site has specific needs to address for career and college exploration</p> <p>Scope: LEA-wide</p>	<p>This action addresses the individual needs of each specific site allowing the flexibility to provide field trips, guest speakers, needed supplies, materials and software; specifically targeting English Learners, Developmental Bilingual Education, Special Education, Foster, and Economically Disadvantaged students. These funds will also be used to maintain CTE/ROP materials and supply budget, as well as supporting the Three Year Single Focus Site Plans.</p>	<p>The number of field trips and guest speakers that are directly related to career and college exploration. The supplies, materials and software purchased for this specific action.</p>

Goal and Action #	Identified Need(s)	How the Action(s) Address Need(s) and Why it is Provided on an LEA-wide or Schoolwide Basis	Metric(s) to Monitor Effectiveness
		Our district serves a population that is 95.5% Hispanic, with 56.4% of those students being English Language Learners. This demographic data underscores the importance of our targeted efforts to support and enhance the educational experiences of our students; therefore it is an LEA-wide action.	
1.2	<p>Action: Bilingual Education</p> <p>Need: We are a school district with a population of 95.5% Hispanic and 56.4% of those students are English Language Learners. There is a need to have bilingual education to support our population.</p> <p>Scope: LEA-wide</p>	<p>This action addresses the need of providing bilingual education to our student population. We are a school district with a population of 95.5% Hispanic and 56.4% of those students are English Language Learners.</p> <p>Our district serves a population that is 95.5% Hispanic, with 56.4% of those students being English Language Learners. This demographic data underscores the importance of our targeted efforts to support and enhance the educational experiences of our students; therefore it is an LEA-wide action.</p>	The number of students in our bilingual programs, the number of students that participate in Spanish courses, the number of graduates with the Seal of Bilingualism on their diploma, and the number of students that complete our Translator Pathway.
1.3	<p>Action: Bilingual Education Supplies</p> <p>Need: The need is to have supplies for the programs we provide in our bilingual programs.</p> <p>Scope: LEA-wide</p>	<p>This action addresses the need of providing supplies for our bilingual education programs. We are a school district with a population of 95.5% Hispanic and 56.4% of those students are English Language Learners.</p> <p>Our district serves a population that is 95.5% Hispanic, with 56.4% of those students being English Language Learners. This demographic data underscores the importance of our targeted efforts to support and enhance the educational experiences of our students; therefore it is an LEA-wide action.</p>	The number of students in our bilingual programs the number of students that participate in Spanish courses; the number of graduates with the Seal of Bilingualism on their diploma; and the number of students that complete our Translator Pathway.

Goal and Action #	Identified Need(s)	How the Action(s) Address Need(s) and Why it is Provided on an LEA-wide or Schoolwide Basis	Metric(s) to Monitor Effectiveness
1.4	<p>Action: Reading Specialist</p> <p>Need: Our students have not performed well on both state and local assessments for ELA and the need is to target the students that are not reading at grade level early so that all students are reading by 3rd grade.</p> <p>Scope: Schoolwide</p>	<p>This action addresses the need for all students to be reading at or above grade level.</p> <p>Ensuring that all students are reading at or above grade level by the 3rd grade is critical because early reading proficiency is a key predictor of future academic success. Students who are not proficient readers by 3rd grade are more likely to struggle in all academic areas, which can lead to a higher risk of dropping out of school. By targeting students who are not reading at grade level early, we aim to provide them with the necessary support and interventions to improve their reading skills, thereby setting a strong foundation for their continued academic achievement and long-term success; therefore, this is a schoolwide need.</p>	ELA scores increase on state and local assessments; number of students that are reading at grade level by 3rd grade
1.5	<p>Action: Summer Academy</p> <p>Need: Our students have not performed well on both state and local assessments for ELA/math and the need is to target the students that are performing below grade level or are credit deficient.</p> <p>Scope: LEA-wide</p>	<p>This provides a space for academic improvement, skill retention, credit recovery, and enrichment opportunities in a structured environment.</p> <p>Our district serves a population that is 95.5% Hispanic, with 56.4% of those students being English Language Learners. This demographic data underscores the importance of our targeted efforts to support and enhance the educational experiences of our students; therefore it is an LEA-wide action.</p>	ELA/Math scores increase on state and local assessments; number of students attending; credit recovery for secondary students
1.6	<p>Action: Music</p> <p>Need: Music is essential in schools</p>	Music enhances cognitive skills; foster creativity, supports academic achievement; builds social skills, exposes students to diverse cultures and histories; and fosters emotional development.	Number of students enrolled in music at the secondary level; number of music nights at all grade

Goal and Action #	Identified Need(s)	How the Action(s) Address Need(s) and Why it is Provided on an LEA-wide or Schoolwide Basis	Metric(s) to Monitor Effectiveness
	Scope: LEA-wide	Our district serves a population that is 95.5% Hispanic, with 56.4% of those students being English Language Learners. This demographic data underscores the importance of our targeted efforts to support and enhance the educational experiences of our students; therefore it is an LEA-wide action.	levels; number of community performances
1.8	Action: Technology Need: We are a 1:1 school and use technology on a daily basis in every grade level Scope: LEA-wide	Provide support for a replacement cycle for wireless access for school and community sites to ensure equitable access to technology for all students Our district serves a population that is 95.5% Hispanic, with 56.4% of those students being English Language Learners. This demographic data underscores the importance of our targeted efforts to support and enhance the educational experiences of our students; therefore it is an LEA-wide action.	Sustainability in providing wireless access
1.9	Action: Technology Need: We are a 1:1 school and use technology on a daily basis in every grade level Scope: LEA-wide	Provide support for the student device replacement cycle to create equitable access to technology Our district serves a population that is 95.5% Hispanic, with 56.4% of those students being English Language Learners. This demographic data underscores the importance of our targeted efforts to support and enhance the educational experiences of our students; therefore it is an LEA-wide action.	Sustainability in supporting the student device replacement cycle
1.10	Action: Technology Coach	Instructional Coach to model instruction and coach teachers in these areas	Number of teachers and students using new

Goal and Action #	Identified Need(s)	How the Action(s) Address Need(s) and Why it is Provided on an LEA-wide or Schoolwide Basis	Metric(s) to Monitor Effectiveness
	<p>Need: Provide support in the use of technology and blended learning in the schools</p> <p>Scope: LEA-wide</p>	<p>Our district serves a population that is 95.5% Hispanic, with 56.4% of those students being English Language Learners. This demographic data underscores the importance of our targeted efforts to support and enhance the educational experiences of our students; therefore it is an LEA-wide action.</p>	<p>knowledge in the use of technology in the classroom</p>
1.11	<p>Action: Technology</p> <p>Need: Teachers also need to be in a cycle for replacement of technology</p> <p>Scope: LEA-wide</p>	<p>Provide on-going professional learning and support for staff aimed at meeting the needs of all students through the purchase and replacement of classroom technology for teachers</p> <p>Our district serves a population that is 95.5% Hispanic, with 56.4% of those students being English Language Learners. This demographic data underscores the importance of our targeted efforts to support and enhance the educational experiences of our students; therefore it is an LEA-wide action.</p>	<p>Number of professional development opportunities for teachers</p>
1.12	<p>Action: Technology</p> <p>Need: With the technology in every classroom as well as being a 1:1 district , there is a need to have a Director of IT to support the implementation of technology</p> <p>Scope: LEA-wide</p>	<p>Provide equitable access to technology; increase campus safety; and update infrastructure to provide students/teachers with technology and instructional strategies that support blended learning</p> <p>Our district serves a population that is 95.5% Hispanic, with 56.4% of those students being English Language Learners. This demographic data underscores the importance of our targeted efforts to support and enhance the educational experiences of our students; therefore it is an LEA-wide action.</p>	<p>Sustainability within the ever changing world of technology</p>

Goal and Action #	Identified Need(s)	How the Action(s) Address Need(s) and Why it is Provided on an LEA-wide or Schoolwide Basis	Metric(s) to Monitor Effectiveness
1.13	<p>Action: Physical Education</p> <p>Need: TK-6th grades did not have a PE teacher</p> <p>Scope: Schoolwide</p>	<p>This action addresses the need to provide consistent and quality physical education for all TK-6th grade students.</p> <p>Physical education is essential for the overall development of children, contributing to their physical health, mental well-being, and social skills. Having a dedicated PE teacher ensures that students receive structured and effective physical activity, which can improve their concentration, academic performance, and physical fitness. By addressing this need, we are committed to fostering a holistic educational environment that supports the physical, mental, and academic growth of our students; therefore it is a schoolwide action.</p>	The schedule for all grades receiving PE; to include number of minutes; how many days; lesson plans
2.1	<p>Action: Site Block Grant</p> <p>Need: There is a critical need to enhance the professional development of educators and provide them with the necessary instructional materials and supplies to meet the diverse needs of our students effectively.</p> <p>Scope: LEA-wide</p>	<p>School Site-Based Block Grants will be provided to fund conferences, instructional materials, supplies, and other resources.</p> <p>Investing in professional development and providing essential instructional resources are vital for improving teaching quality and student outcomes. These grants enable educators to attend conferences, access the latest instructional materials, and obtain necessary supplies, which collectively support their ability to deliver high-quality education. By addressing these needs, we ensure that teachers are well-equipped to address the academic and developmental needs of our students, fostering an environment where all students can thrive; therefore it is an LEA-wide action.</p>	Number of conferences attended by site

Goal and Action #	Identified Need(s)	How the Action(s) Address Need(s) and Why it is Provided on an LEA-wide or Schoolwide Basis	Metric(s) to Monitor Effectiveness
2.2	<p>Action: Common Core Curriculum</p> <p>Need: There is a pressing need to ensure that all students have access to materials aligned with the Common Core State Standards (CCSS) to support their academic success.</p> <p>Scope: LEA-wide</p>	<p>Provide funding for the purchase of CCSS-aligned materials.</p> <p>Access to CCSS-aligned materials is crucial for providing a consistent, high-quality education that meets the rigorous academic standards set forth by the Common Core. These materials ensure that students are learning the essential skills and knowledge required at each grade level, preparing them for future academic challenges and success. By funding the purchase of these materials, we are committed to equipping all students with the resources they need to achieve their full potential; therefore it is an LEA-wide action.</p>	All students have access to CCSS materials/ 100% rating on the Williams Act
2.3	<p>Action: Diagnostics</p> <p>Need: Teachers require professional development to effectively utilize the district's diagnostic assessments for improving student learning outcomes.</p> <p>Scope: LEA-wide</p>	<p>Provide access to professional development for teachers on the use of iReady and Satchel Pulse Diagnostics.</p> <p>Professional development on iReady and Satchel Pulse Diagnostics is essential for equipping teachers with the knowledge and skills to accurately assess student progress and identify learning gaps. Effective use of these diagnostic tools enables teachers to tailor their instruction to meet the individual needs of each student, leading to more targeted and effective teaching strategies. By investing in this professional development, we ensure that teachers can leverage these powerful tools to enhance student learning and achievement; therefore it is an LEA-wide action.</p>	Number of teachers attending PD
2.4	<p>Action: Diagnostic Assessment</p> <p>Need:</p>	Provide methods for staff to collect and utilize reading and math student data, and ensure parents receive information regarding their children's growth in these subjects.	Provide Board and community data of student growth and performance in reading and math other

Goal and Action #	Identified Need(s)	How the Action(s) Address Need(s) and Why it is Provided on an LEA-wide or Schoolwide Basis	Metric(s) to Monitor Effectiveness
	<p>There is a need to acquire and use local information on students' performance in ELA and Math to inform instruction and track progress.</p> <p>Scope: LEA-wide</p>	<p>Collecting and analyzing local data on student performance in ELA and Math is crucial for tailoring instruction to meet individual student needs and fostering academic growth. By equipping staff with effective methods to gather and use this data, teachers can make informed decisions that enhance instructional practices. Additionally, providing parents with data on their children's progress in reading and math fosters greater involvement and support from home, creating a collaborative effort to improve student outcomes. This comprehensive approach ensures that students receive the targeted support they need to succeed academically; therefore it is an LEA-wide action.</p>	<p>than state data; students will, at a minimum, test three times a year: Fall, Winter, Spring</p>
2.5	<p>Action: Block Schedule at Secondary</p> <p>Need: By providing block scheduling for the secondary students, they have the opportunity to concentrate on fewer subjects each day, improving focus and retention</p> <p>Scope: Schoolwide</p>	<p>Provide an increased access to courses that support college and career readiness; allows for the time needed for dual enrollment classes.</p> <p>Providing increased access to courses that support college and career readiness is essential for preparing students for post-secondary success. Allowing time for dual enrollment classes gives students the opportunity to earn college credits while still in high school, reducing the time and cost required to complete a college degree. This access not only enhances academic skills but also exposes students to college-level coursework and expectations, making the transition to higher education smoother. Additionally, it broadens students' career prospects by equipping them with the knowledge and skills needed in today's competitive job market; therefore it is a schoolwide action.</p>	<p>Number of students in Dual Enrollment classes; number of students taking AP courses/ exams and number of students with 3 or higher on the AP exams</p>

Goal and Action #	Identified Need(s)	How the Action(s) Address Need(s) and Why it is Provided on an LEA-wide or Schoolwide Basis	Metric(s) to Monitor Effectiveness
2.6	<p>Action: Electives Secondary</p> <p>Need: An opportunity for students to explore and develop their personal interests and passions</p> <p>Scope: Schoolwide</p>	<p>Provide a student-driven program of electives (8th-12th) and co-curricular activities that support and sustain AVID, Sports, Art, Music, CTE (9th-12th) etc.</p> <p>Providing a student-driven program of electives and co-curricular activities such as AVID, Sports, Art, Music, and Career Technical Education (CTE) is crucial for supporting and sustaining a well-rounded educational experience at the secondary level; therefore it is a schoolwide action.</p>	Number of electives offered; number of students in each elective offered; number of students passing elective classes
2.7	<p>Action: Equitable Education</p> <p>Need: There is a need to ensure equity by providing general education & special education teachers with ongoing professional development and support aimed at meeting the needs of students</p> <p>Scope: LEA-wide</p>	<p>Provide professional development including designated and integrated ELD, English Language Arts, and math; using best practices/strategies (SEAL, AVID) to enable English Learners to access the standards-aligned core curriculum.</p> <p>Ongoing professional development and support for teachers are essential to ensuring that every student, including those with special needs, receives the education and support they need to succeed academically and socially, fostering an inclusive and equitable learning environment; therefore it is an LEA-wide action.</p>	Number of offerings and number of attendees at each PD offered.
2.9	<p>Action: Instructional Coaches</p> <p>Need: There is a need to provide instructional coaches to continue the support of professional development for all teaching staff</p>	<p>Professional development planning; Instructional practices development; and Curriculum support for teachers.</p> <p>instructional coaches are instrumental in sustaining and enhancing professional development initiatives for all teaching staff. Their expertise and guidance empower educators to</p>	Number of sessions provided by the instructional coaches and number of teachers accessing the instructional coaches for support

Goal and Action #	Identified Need(s)	How the Action(s) Address Need(s) and Why it is Provided on an LEA-wide or Schoolwide Basis	Metric(s) to Monitor Effectiveness
	Scope: LEA-wide	continuously improve their teaching practices, ultimately benefiting student achievement and promoting a culture of continuous learning within the school community; therefore it is a LEA-wide action.	
2.10	Action: Positive School Climate Need: There is a need to support positive school climate and culture throughout the district Scope: LEA-wide	<p>Support positive school climate and culture through the use of tools for collaboration such as Multi-Tiered System of Supports (MTSS) and Positive Behavior Interventions and Supports (PBIS). Provide intervention programs K-12 to support individualized academic progress including Saturday School and After School Interventions; provide an alternative setting for students 10th - 12th grade.</p> <p>Supporting a positive school climate and culture is essential for creating an environment where students thrive academically, socially, and emotionally. It enhances overall school effectiveness, promotes healthy relationships among all stakeholders, and prepares students for lifelong success; therefore it is a LEA-wide action.</p>	Number of referrals by grade span; number of suspensions; number of positive recognition of students
2.11	Action: Equity for Assessments Need: We have a population with 95% unduplicated students, including a high rate of low socio-economic status. Scope: Schoolwide	<p>Provide equity by funding AP exams, translation certification testing costs, and other necessary assessments for our secondary students.</p> <p>Providing funding for AP exams, translation certification testing, and other assessments supports equity by ensuring that all secondary students have access to opportunities that can significantly impact their academic and career trajectories, regardless of their economic status or background; this is for secondary students and therefore a schoolwide action.</p>	Number of students taking the AP exams; number of students that pass exams with a 3 or higher; number of students accessing other certificates such as translation

Goal and Action #	Identified Need(s)	How the Action(s) Address Need(s) and Why it is Provided on an LEA-wide or Schoolwide Basis	Metric(s) to Monitor Effectiveness
2.13	Action: Need: Scope:		Number of credentialed teachers
2.14	Action: Classified Paraprofessionals Need: Our student population requires additional support from paraprofessionals to effectively access learning in the classroom. Scope: Schoolwide	Provide funding to support productive learning environments district-wide by hiring and retaining classified paraprofessionals for our elementary classrooms. providing funding to hire and retain classified paraprofessionals supports productive learning environments by ensuring that all students, including those with special needs or requiring additional support, receive the assistance necessary to thrive academically and socially in elementary classrooms; therefore this is a schoolwide action.	Improvement in ELA/Math scores as well as local assessments
3.1	Action: Site Block Grant Need: There is a need to provide site specific social emotional learning Scope: LEA-wide	Site block grants are provided to each grade span in order for them to meet their initiatives for social emotional development such as SEL curricula, activities, and strategies	The purchases of curriculum by site; professional development on SEL

Goal and Action #	Identified Need(s)	How the Action(s) Address Need(s) and Why it is Provided on an LEA-wide or Schoolwide Basis	Metric(s) to Monitor Effectiveness
3.2	<p>Action: Social Emotional Learning</p> <p>Need: There is a need to screen all students for social-emotional needs and provide resources to address the outcomes.</p> <p>Scope: LEA-wide</p>	<p>Purchase online social emotional assessment and digital learning licenses.</p> <p>Purchasing online social-emotional assessment tools and digital learning licenses supports the proactive identification and responsive support of students' social-emotional needs, fostering a healthy and supportive school environment conducive to academic and personal growth; therefore it is an LEA-wide action.</p>	Number of students in Tier I; Tier II; and Tier III over the period of the year
3.3	<p>Action: Social Emotional Services</p> <p>Need: There is a need to provide social and emotional wrap-around services that better support all students in their social-emotional development</p> <p>Scope: LEA-wide</p>	<p>Establishing a Wellness Center to provide social and emotional wrap-around services that support all students in their social-emotional development.</p> <p>Establishing a Wellness Center to provide social and emotional wrap-around services is essential for promoting students' well-being, supporting their social-emotional development, and creating a positive and inclusive school environment conducive to academic success and personal growth; therefore it is an LEA-wide action.</p>	Number of referrals to the program; number of students on the caseload
3.4	<p>Action: Parent Communication</p> <p>Need: There is a need to keep parents informed and establish a collaborative relationship between parents and teachers.</p> <p>Scope: LEA-wide</p>	<p>Provide a communication platform that increases and encourages parent communication with the district through a seamless communication strategy.</p> <p>Establishing a communication platform that increases and encourages parent communication with the district through a seamless strategy promotes transparency, engagement, collaboration, and satisfaction among parents, teachers, and the school community. It strengthens partnerships and supports student</p>	Number of parents accessing Parent Square; number of notices sent home through Parent Square; number of parents communicating through parent square

Goal and Action #	Identified Need(s)	How the Action(s) Address Need(s) and Why it is Provided on an LEA-wide or Schoolwide Basis	Metric(s) to Monitor Effectiveness
		success by fostering a supportive and informed educational environment; therefore it is an LEA-wide action.	
3.5	<p>Action: Parent Involvement</p> <p>Need: There is a need to involve parents, families, and the school community in decision-making at the district level.</p> <p>Scope: LEA-wide</p>	<p>Provide opportunities to involve parents, families, and the school community through district/school advisory and decision-making committees (such as SSC, ELAC, DELAC, PTO) to foster positive communication and meaningful engagement.</p> <p>Providing opportunities for parents, families, and the school community to participate in advisory and decision-making committees enhances communication, collaboration, and engagement. It supports a more inclusive, responsive, and effective educational system that prioritizes the well-being and success of all students; therefore it is an LEA-wide action.</p>	Number of parents that serve on these committees; number of meetings
3.6	<p>Action: Translation/ Interpretation</p> <p>Need: With over half of our families speaking another language other than English (Spanish) there is a need to provide translation/ interpretation services</p> <p>Scope: LEA-wide</p>	<p>Provide translation/interpretation services to increase parent and teacher communication and involvement of English Learner parents in school activities.</p> <p>Providing translation and interpretation services to increase parent and teacher communication supports inclusive engagement, enhances academic success, and fosters a respectful and supportive school environment. It ensures that English Learner parents can actively participate in their child's education and contribute positively to the school community's overall success; therefore it is an LEA-wide action.</p>	Number of translations throughout the year on districtwide documents; site documents; and number of interpretations at district and site meetings/ activities

Goal and Action #	Identified Need(s)	How the Action(s) Address Need(s) and Why it is Provided on an LEA-wide or Schoolwide Basis	Metric(s) to Monitor Effectiveness
3.7	<p>Action: Parent Resources</p> <p>Need: There is a need to educate parents on the education system, help them learn English as a second language, and provide other opportunities for learning.</p> <p>Scope: LEA-wide</p>	<p>Provide parent resources, support, and training initiatives such as:</p> <p>PIQE to encourage parent involvement Adult Literacy classes to support parents' learning Site-specific family learning opportunities (3 times a year) focusing on platforms like ParentSquare, iReady, Satchel, etc.</p> <p>Providing parent resources, support, and training initiatives addresses the need to educate parents on the education system, enhance their English language skills, and promote their active involvement in their children's education. These initiatives contribute to a more informed, empowered, and supportive school community focused on student success and well-being therefore it is an LEA-wide action.</p>	Number of parents that access each opportunity to learn
3.8	<p>Action: Activity Stipends</p> <p>Need: There is a need to encourage students to engage in school at the secondary level.</p> <p>Scope: Schoolwide</p>	<p>Provide funding for activity stipends to support activities that develop students and encourage their engagement in school.</p> <p>Funding activity stipends to support a variety of school activities encourages students to engage actively in school life, promoting their overall development, well-being, and academic success. It reinforces the importance of extracurricular involvement as a key component of a comprehensive education that prepares students for future opportunities and challenges; therefore it is a schoolwide action.</p>	Number of students that participate in sports, clubs, and other activities offered throughout the year
3.9	<p>Action: Counselors</p>	Provide Counseling Services to both elementary (TK-6) and secondary (7th-12th) students	Number of referrals by grade span

Goal and Action #	Identified Need(s)	How the Action(s) Address Need(s) and Why it is Provided on an LEA-wide or Schoolwide Basis	Metric(s) to Monitor Effectiveness
	<p>Need: Counselors are needed at both the elementary and secondary levels to provide academic support, career guidance, mental health services, conflict resolution, and developmental support for students.</p> <p>Scope: Schoolwide</p>	Providing counseling services at both the elementary and secondary levels is crucial for supporting students' academic achievement, career readiness, mental health, and personal development. Counselors play a vital role in creating a nurturing and inclusive school environment where all students can reach their full potential and succeed in school and beyond therefore it is a schoolwide action.	
3.10	<p>Action: Recruitment of Teachers</p> <p>Need: There is a need to recruit, hire and retain a diverse group of highly qualified teachers</p> <p>Scope: LEA-wide</p>	<p>Recruit, hire and retain a diverse group of highly qualified teachers who are skilled in addressing the achievement gap and in creating an enriched, learning environment.</p> <p>This will support the need to recruit, hire and retain highly qualified teachers to support the diverse learning needs of our students; therefore it is an LEA-wide action.</p>	Number of teachers that are highly qualified with a credential
3.11	<p>Action: Transportation</p> <p>Need: We are a small rural community with 95% unduplicated count for our student population. There is a need to ensure that students can get to and from school on a daily basis</p> <p>Scope: LEA-wide</p>	<p>Provide transportation to support EL's, foster and homeless youth, and low socio-economic students.</p> <p>This is an LEA-wide action to provide transportation for all students in all of our subgroups, ensuring access to their education.</p>	Number of students access our transportation system

Goal and Action #	Identified Need(s)	How the Action(s) Address Need(s) and Why it is Provided on an LEA-wide or Schoolwide Basis	Metric(s) to Monitor Effectiveness
3.12	<p>Action: Nursing</p> <p>Need: There is a need to provide health management, emergency care, health education, and support for vulnerable students</p> <p>Scope: LEA-wide</p>	<p>Provide district-wide nursing services to ensure a healthy learning environment for all students with the goal of keeping students in school.</p> <p>Nursing is provided for all students at all sites, therefore it is an LEA-wide action.</p>	Attendance district wide
3.13	<p>Action: School Safety</p> <p>Need: There is a need to make the campuses as safe as we can for students and staff</p> <p>Scope: LEA-wide</p>	<p>Provide student, staff, and family preventative drug, alcohol, tobacco, etc. education; provide a School Resource Officer.</p> <p>Campus safety is provided for all students at all sites, therefore it is an LEA-wide action.</p>	Number of discipline referrals from altercations, fights, etc
3.14	<p>Action: Recognition</p> <p>Need: There is a need to recognize the staff and students for the work they put into education every day throughout the school year</p> <p>Scope: LEA-wide</p>	<p>Provide recognition of students and certificated/ classified staff at board meetings, welcome back breakfast, mid-year recharge breakfast, staff appreciation luncheon, etc.</p> <p>Recognition is provided for all students and staff at all sites, therefore it is an LEA-wide action.</p>	Number of students recognized; number of staff recognized
3.15	<p>Action: Facilities</p>	Provide and maintain facilities that foster a safe learning environment.	Safety audits and inspections; incident

Goal and Action #	Identified Need(s)	How the Action(s) Address Need(s) and Why it is Provided on an LEA-wide or Schoolwide Basis	Metric(s) to Monitor Effectiveness
	<p>Need: There is a need to maintain facilities to provide a safe learning environment</p> <p>Scope: LEA-wide</p>	Maintenance of all facilities/ sites addresses all students; therefore this is an LEA-wide action.	reports; compliance with regulations; emergency drill performance
4.1	<p>Action: Increased Access to Technology</p> <p>Need: Our alternative educational setting needs more and newer devices.</p> <p>Scope: Schoolwide</p>	<p>Provide every student and the classroom as a whole with an increased access to technology including, but not limited to a chrome book, reliable internet access, smart boards, projectors, etc.</p> <p>This goal is for one school site and therefore all actions are schoolwide.</p>	Technology purchased and used in the classroom at Mid Valley
4.2	<p>Action: Enhanced Learning Materials</p> <p>Need: Our alternative education setting needs enhanced learning materials</p> <p>Scope: Schoolwide</p>	<p>Provide enhanced learning materials including but not limited to, high-quality, culturally relevant textbooks, digital resources, and supplementary materials tailored to diverse learning needs</p> <p>This goal is for one school site and therefore all actions are schoolwide.</p>	Learning materials purchased for use at Mid Valley
4.3	<p>Action: Common Core Curriculum</p> <p>Need: State requirement</p>	Provide funding for the purchase of Common Core State Standards (CCSS) aligned materials so that all students have the materials that they need for success	All students have access to CCSS materials/ 100% rating on the Williams Act

Goal and Action #	Identified Need(s)	How the Action(s) Address Need(s) and Why it is Provided on an LEA-wide or Schoolwide Basis	Metric(s) to Monitor Effectiveness
	Scope: Schoolwide	This goal is for one school site and therefore all actions are schoolwide.	
4.4	Action: Individualized Learning Plans Need: Mid Valley uses the individualized learning and to create individualized plans is needed to make that successful Scope: Schoolwide	Provide staff training on creating individualized learning plans (ILPs) for each student, focusing on unique strengths, challenges and interests This goal is for one school site and therefore all actions are schoolwide.	The ILP themselves as well as student success
4.5	Action: Mentorship Programs Need: There is a need to provide resources to our alternative high school students for goal setting Scope: Schoolwide	Establish mentorship programs where teachers, counselors, and community members provide academic and emotional support, helping students set and achieve personal goals This goal is for one school site and therefore all actions are schoolwide.	Goal setting charts and accomplishment of the goals set
4.6	Action: Cultural Competency Training Need: Our students at Mid Valley are the most diverse set of learners in our system Scope:	Implement ongoing professional development for educators on cultural competency, trauma-informed teaching, and strategies to support diverse learners This goal is for one school site and therefore all actions are schoolwide.	Number of students completing the program

Goal and Action #	Identified Need(s)	How the Action(s) Address Need(s) and Why it is Provided on an LEA-wide or Schoolwide Basis	Metric(s) to Monitor Effectiveness
	Schoolwide		
4.7	<p>Action: Parent / Guardian Workshops</p> <p>Need: Parents of our Mid Valley students aren't always aware of how to be involved in their student's learning</p> <p>Scope: Schoolwide</p>	<p>Organize workshops to help parents and caregivers support their student's learning and development, fostering a strong home-school connection</p> <p>This goal is for one school site and therefore all actions are schoolwide.</p>	Number of parents connecting with the school and their student's learning
4.8	<p>Action: Community Partnerships</p> <p>Need: Our students at Mid Valley need support and encouragement on how to enter the work force</p> <p>Scope: Schoolwide</p>	<p>Build partnerships with local organizations and businesses to provide students with internships, job shadowing opportunities, and real-world learning experiences</p> <p>This goal is for one school site and therefore all actions are schoolwide.</p>	Number of students in internships/ job shadowing
4.9	<p>Action: Facilities/ Learning Tools</p> <p>Need: There is a need to keep Mid Valley current and up to date with facilities and learning tools</p> <p>Scope: Schoolwide</p>	<p>Provide a safe environment for learning. This may include but not limited to desks and chairs, appropriate student storage spaces, tables for projects, electives materials, learning tools, etc.</p> <p>This goal is for one school site and therefore all actions are schoolwide.</p>	Purchase orders of materials and learning tools

Limited Actions

For each action being solely provided to one or more unduplicated student group(s), provide an explanation of (1) the unique identified need(s) of the unduplicated student group(s) being served, (2) how the action is designed to address the identified need(s), and (3) how the effectiveness of the action in improving outcomes for the unduplicated student group(s) will be measured.

Goal and Action #	Identified Need(s)	How the Action(s) are Designed to Address Need(s)	Metric(s) to Monitor Effectiveness
-------------------	--------------------	---	------------------------------------

For any limited action contributing to meeting the increased or improved services requirement that is associated with a Planned Percentage of Improved Services in the Contributing Summary Table rather than an expenditure of LCFF funds, describe the methodology that was used to determine the contribution of the action towards the proportional percentage, as applicable.

WUSD will have dedicated administrators and staff at each site to work with staff and over-see each of these identified areas. For both the English learners and our low-income students we are adding certificated staff to lower the student class sizes. Instructional aides positions are being added to provide intensive reading support for our elementary students in small group/one-on-one settings. All staff will be included in all curriculum related professional development opportunities. WUSD will also maintain staffing support for Instructional Coaches who will support staff with curriculum guidance, technology support, reading literacy support and SEAL training for instructional strategies that best meet the needs of our EL students, but are excellent for all students.

Additional Concentration Grant Funding

A description of the plan for how the additional concentration grant add-on funding identified above will be used to increase the number of staff providing direct services to students at schools that have a high concentration (above 55 percent) of foster youth, English learners, and low-income students, as applicable.

Increase staffing in both the elementary schools (TK-6) and the Junior High School (grades 7-8) to lower class sizes and to provide additional support that would assist with student learning. Provide additional aide support in classes to lower student number allowing more teacher/aide time per student. Hire more student supervisors to help support the students on the playground or on breaks in order to support learning.

Staff-to-student ratios by type of school and concentration of unduplicated students	Schools with a student concentration of 55 percent or less	Schools with a student concentration of greater than 55 percent
Staff-to-student ratio of classified staff providing direct services to students		1 to 21.80
Staff-to-student ratio of certificated staff providing direct services to students		1 to 18.77

2024-25 Total Expenditures Table

LCAP Year	1. Projected LCFF Base Grant (Input Dollar Amount)	2. Projected LCFF Supplemental and/or Concentration Grants (Input Dollar Amount)	3. Projected Percentage to Increase or Improve Services for the Coming School Year (2 divided by 1)	LCFF Carryover — Percentage (Input Percentage from Prior Year)	Total Percentage to Increase or Improve Services for the Coming School Year (3 + Carryover %)
Totals	\$13,707,308.00	\$6,254,508	45.629%	0.000%	45.629%

Totals	LCFF Funds	Other State Funds	Local Funds	Federal Funds	Total Funds	Total Personnel	Total Non-personnel
Totals	\$6,679,832.00	\$658,458.00		\$29,000.00	\$7,367,290.00	\$3,935,114.00	\$3,432,176.00

Goal #	Action #	Action Title	Student Group(s)		Contributing to Increased or Improved Services?	Scope	Unduplicated Student Group(s)	Location	Time Span	Total Personnel	Total Non-personnel	LCFF Funds	Other State Funds	Local Funds	Federal Funds	Total Funds	Planned Percentage of Improved Services
1	1.1	Site Block Grant	English Foster Low	Learners Youth Income	Yes	LEA-wide	English Learners Foster Youth Low Income	All Schools		\$0.00	\$20,000.00	\$20,000.00				\$20,000.00	
1	1.2	Bilingual Education	English Foster Low	Learners Youth Income	Yes	LEA-wide	English Learners Foster Youth Low Income	All Schools		\$41,850.00	\$0.00	\$41,850.00				\$41,850.00	
1	1.3	Bilingual Education Supplies	English Foster Low	Learners Youth Income	Yes	LEA-wide	English Learners Foster Youth Low Income	All Schools		\$0.00	\$21,750.00	\$21,750.00				\$21,750.00	
1	1.4	Reading Specialist	English Foster Low	Learners Youth Income	Yes	Schoolwide	English Learners Foster Youth Low Income	Specific Schools: Williams Elementary School TK-3		\$158,697.00	\$500.00	\$159,197.00				\$159,197.00	
1	1.5	Summer Academy	English Foster Low	Learners Youth Income	Yes	LEA-wide	English Learners Foster Youth Low Income			\$150,000.00	\$0.00		\$125,000.00		\$25,000.00	\$150,000.00	
1	1.6	Music	English Foster Low	Learners Youth Income	Yes	LEA-wide	English Learners Foster Youth Low Income			\$97,974.00	\$0.00	\$97,974.00				\$97,974.00	
1	1.7	Digital Media Program						Specific Schools: Williams Jr Sr High 7-12									

Goal #	Action #	Action Title	Student Group(s)		Contributing to Increased or Improved Services?	Scope	Unduplicated Student Group(s)	Location	Time Span	Total Personnel	Total Non-personnel	LCFF Funds	Other State Funds	Local Funds	Federal Funds	Total Funds	Planned Percentage of Improved Services
1	1.8	Technology	English Foster Low	Learners Youth Income	Yes	LEA-wide	English Learners Foster Youth Low Income	All Schools		\$0.00	\$5,000.00	\$5,000.00				\$5,000.00	
1	1.9	Technology	English Foster Low	Learners Youth Income	Yes	LEA-wide	English Learners Foster Youth Low Income	All Schools		\$0.00	\$200,000.00	\$200,000.00				\$200,000.00	
1	1.10	Technology Coach	English Foster Low	Learners Youth Income	Yes	LEA-wide	English Learners Foster Youth Low Income	All Schools		\$149,797.00	\$0.00	\$149,797.00				\$149,797.00	
1	1.11	Technology	English Foster Low	Learners Youth Income	Yes	LEA-wide	English Learners Foster Youth Low Income	All Schools		\$0.00	\$65,000.00	\$65,000.00				\$65,000.00	
1	1.12	Technology	English Foster Low	Learners Youth Income	Yes	LEA-wide	English Learners Foster Youth Low Income	All Schools		\$315,143.00	\$112,803.00	\$427,946.00				\$427,946.00	
1	1.13	Physical Education	English Foster Low	Learners Youth Income	Yes	Schoolwide	English Learners Foster Youth Low Income	Specific Schools: Williams Elementary & Upper Elementary TK-6		\$144,287.00	\$0.00	\$144,287.00				\$144,287.00	
2	2.1	Site Block Grant	English Foster Low	Learners Youth Income	Yes	LEA-wide	English Learners Foster Youth Low Income	All Schools		\$0.00	\$20,000.00	\$20,000.00				\$20,000.00	
2	2.2	Common Core Curriculum	English Foster Low	Learners Youth Income	Yes	LEA-wide	English Learners Foster Youth Low Income	All Schools		\$0.00	\$100,000.00	\$100,000.00				\$100,000.00	
2	2.3	Diagnostics	English Foster Low	Learners Youth Income	Yes	LEA-wide	English Learners Foster Youth Low Income	All Schools									
2	2.4	Diagnostic Assessment	English Foster Low	Learners Youth Income	Yes	LEA-wide	English Learners Foster Youth Low Income			\$0.00	\$88,000.00		\$88,000.00			\$88,000.00	

Goal #	Action #	Action Title	Student Group(s)		Contributing to Increased or Improved Services?	Scope	Unduplicated Student Group(s)	Location	Time Span	Total Personnel	Total Non-personnel	LCFF Funds	Other State Funds	Local Funds	Federal Funds	Total Funds	Planned Percentage of Improved Services
2	2.5	Block Schedule at Secondary	English Foster Low	Learners Youth Income	Yes	Scho olwide	English Learners Foster Youth Low Income	Specific Schools: Williams Jr Sr High 7-12		\$291,139.00	\$15,535.00	\$306,674.00				\$306,674.00	
2	2.6	Electives Secondary	English Foster Low	Learners Youth Income	Yes	Scho olwide	English Learners Foster Youth Low Income	Specific Schools: Williams Jr Sr High 7-12		\$1,004,556.00	\$30,000.00	\$1,034,556.00				\$1,034,556.00	
2	2.7	Equitable Education	English Foster Low	Learners Youth Income	Yes	LEA-wide	English Learners Foster Youth Low Income	All Schools		\$0.00	\$35,343.00	\$35,343.00				\$35,343.00	
2	2.8	Special Education	Students with Disabilities		No					\$0.00	\$2,010,939.00	\$1,931,451.00	\$79,488.00			\$2,010,939.00	
2	2.9	Instructional Coaches	English Foster Low	Learners Youth Income	Yes	LEA-wide	English Learners Foster Youth Low Income	All Schools		\$193,654.00	\$0.00	\$193,654.00				\$193,654.00	
2	2.10	Positive School Climate	English Foster Low	Learners Youth Income	Yes	LEA-wide	English Learners Foster Youth Low Income	All Schools		\$129,725.00	\$9,000.00	\$138,725.00				\$138,725.00	
2	2.11	Equity for Assessments	English Foster Low	Learners Youth Income	Yes	Scho olwide	English Learners Foster Youth Low Income	All Schools Specific Schools: Williams Jr Sr High		\$0.00	\$15,000.00	\$15,000.00				\$15,000.00	
2	2.14	Classified Paraprofessionals	English Foster Low	Learners Youth Income	Yes	Scho olwide	English Learners Foster Youth Low Income	Specific Schools: Williams Elementary and Upper Elementary		\$308,370.00	\$0.00		\$308,370.00			\$308,370.00	
3	3.1	Site Block Grant	English Foster Low	Learners Youth Income	Yes	LEA-wide	English Learners Foster Youth Low Income	All Schools		\$0.00	\$20,000.00	\$20,000.00				\$20,000.00	

Goal #	Action #	Action Title	Student Group(s)		Contributing to Increased or Improved Services?	Scope	Unduplicated Student Group(s)	Location	Time Span	Total Personnel	Total Non-personnel	LCFF Funds	Other State Funds	Local Funds	Federal Funds	Total Funds	Planned Percentage of Improved Services
3	3.2	Social Emotional Learning	English Foster Low	Learners Youth Income	Yes	LEA-wide	English Learners Foster Youth Low Income	All Schools		\$0.00	\$7,600.00		\$7,600.00			\$7,600.00	
3	3.3	Social Emotional Services	English Foster Low	Learners Youth Income	Yes	LEA-wide	English Learners Foster Youth Low Income										2.18
3	3.4	Parent Communication	English Foster Low	Learners Youth Income	Yes	LEA-wide	English Learners Foster Youth Low Income	All Schools		\$0.00	\$15,000.00	\$15,000.00				\$15,000.00	
3	3.5	Parent Involvement	English Foster Low	Learners Youth Income	Yes	LEA-wide	English Learners Foster Youth Low Income	All Schools		\$0.00	\$1,500.00	\$1,500.00				\$1,500.00	
3	3.6	Translation/ Interpretation	English	Learners	Yes	LEA-wide	English Learners	All Schools		\$104,838.00	\$0.00	\$104,838.00				\$104,838.00	
3	3.7	Parent Resources	English Foster Low	Learners Youth Income	Yes	LEA-wide	English Learners Foster Youth Low Income	All Schools		\$0.00	\$4,000.00				\$4,000.00	\$4,000.00	
3	3.8	Activity Stipends	English Foster Low	Learners Youth Income	Yes	Schoolwide	English Learners Foster Youth Low Income	Specific Schools: Williams Upper Elem & Williams Jr Sr High		\$167,724.00	\$0.00	\$167,724.00				\$167,724.00	
3	3.9	Counselors	English Foster Low	Learners Youth Income	Yes	Schoolwide	English Learners Foster Youth Low Income	All Schools		\$311,374.00	\$0.00	\$311,374.00				\$311,374.00	
3	3.10	Recruitment of Teachers	English Foster Low	Learners Youth Income	Yes	LEA-wide	English Learners Foster Youth Low Income	All Schools		\$0.00	\$3,000.00	\$3,000.00				\$3,000.00	
3	3.11	Transportation	English Foster Low	Learners Youth Income	Yes	LEA-wide	English Learners Foster Youth Low Income	All Schools		\$0.00	\$256,764.00	\$256,764.00				\$256,764.00	
3	3.12	Nursing	English Foster	Learners Youth	Yes	LEA-wide	English Learners Foster Youth	All Schools		\$68,820.00	\$56,381.00	\$125,201.00				\$125,201.00	

Goal #	Action #	Action Title	Student Group(s)		Contributing to Increased or Improved Services?	Scope	Unduplicated Student Group(s)	Location	Time Span	Total Personnel	Total Non-personnel	LCFF Funds	Other State Funds	Local Funds	Federal Funds	Total Funds	Planned Percentage of Improved Services
			Low Income				Low Income										
3	3.13	School Safety	English Foster Low	Learners Youth Income	Yes	LEA-wide	English Learners Foster Youth Low Income	All Schools		\$0.00	\$72,861.00	\$72,861.00				\$72,861.00	
3	3.14	Recognition	English Foster Low	Learners Youth Income	Yes	LEA-wide	English Learners Foster Youth Low Income	All Schools		\$0.00	\$6,200.00	\$6,200.00				\$6,200.00	
3	3.15	Facilities	English Foster Low	Learners Youth Income	Yes	LEA-wide	English Learners Foster Youth Low Income	All Schools		\$287,166.00	\$200,000.00	\$487,166.00				\$487,166.00	
4	4.1	Increased Access to Technology	English Foster Low	Learners Youth Income	Yes	Schoolwide	English Learners Foster Youth Low Income	Specific Schools: Mid Valley		\$0.00	\$10,000.00		\$10,000.00			\$10,000.00	.07
4	4.2	Enhanced Learning Materials	English Foster Low	Learners Youth Income	Yes	Schoolwide	English Learners Foster Youth Low Income	Specific Schools: Mid Valley		\$0.00	\$5,000.00		\$5,000.00			\$5,000.00	.04
4	4.3	Common Core Curriculum	English Foster Low	Learners Youth Income	Yes	Schoolwide	English Learners Foster Youth Low Income	Specific Schools: Mid Valley		\$0.00	\$5,000.00		\$5,000.00			\$5,000.00	.04
4	4.4	Individualized Learning Plans	English Foster Low	Learners Youth Income	Yes	Schoolwide	English Learners Foster Youth Low Income	Specific Schools: Mid Valley		\$0.00	\$2,000.00		\$2,000.00			\$2,000.00	.02
4	4.5	Mentorship Programs	English Foster Low	Learners Youth Income	Yes	Schoolwide	English Learners Foster Youth Low Income	Specific Schools: Mid Valley		\$5,000.00	\$0.00		\$5,000.00			\$5,000.00	.04
4	4.6	Cultural Competency Training	English Foster Low	Learners Youth Income	Yes	Schoolwide	English Learners Foster Youth Low Income	Specific Schools: Mid Valley		\$0.00	\$2,000.00		\$2,000.00			\$2,000.00	.02
4	4.7	Parent / Guardian Workshops	English Foster Low	Learners Youth Income	Yes	Schoolwide	English Learners Foster Youth Low Income	Specific Schools: Mid Valley		\$0.00	\$1,000.00		\$1,000.00			\$1,000.00	.01
4	4.8	Community Partnerships	English Foster	Learners Youth	Yes	Schoolwide	English Learners Foster Youth	Specific Schools: Mid		\$5,000.00	\$0.00		\$5,000.00			\$5,000.00	.04

Goal #	Action #	Action Title	Student Group(s)	Contributing to Increased or Improved Services?	Scope	Unduplicated Student Group(s)	Location	Time Span	Total Personnel	Total Non-personnel	LCFF Funds	Other State Funds	Local Funds	Federal Funds	Total Funds	Planned Percentage of Improved Services
			Low Income			Low Income	Valley									
4	4.9	Facilities/ Learning Tools	English Foster Low Learners Youth Income	Yes	Schoolwide	English Learners Foster Youth Low Income	Specific Schools: Mid Valley		\$0.00	\$15,000.00		\$15,000.00			\$15,000.00	.11

2024-25 Contributing Actions Table

1. Projected LCFF Base Grant	2. Projected LCFF Supplemental and/or Concentration Grants	3. Projected Percentage to Increase or Improve Services for the Coming School Year (2 divided by 1)	LCFF Carryover — Percentage (Percentage from Prior Year)	Total Percentage to Increase or Improve Services for the Coming School Year (3 + Carryover %)	4. Total Planned Contributing Expenditures (LCFF Funds)	5. Total Planned Percentage of Improved Services (%)	Planned Percentage to Increase or Improve Services for the Coming School Year (4 divided by 1, plus 5)	Totals by Type	Total LCFF Funds
\$13,707,308.00	\$6,254,508	45.629%	0.000%	45.629%	\$4,748,381.00	2.570%	37.211 %	Total:	\$4,748,381.00
								LEA-wide Total:	\$2,609,569.00
								Limited Total:	\$0.00
								Schoolwide Total:	\$2,138,812.00

Goal	Action #	Action Title	Contributing to Increased or Improved Services?	Scope	Unduplicated Student Group(s)	Location	Planned Expenditures for Contributing Actions (LCFF Funds)	Planned Percentage of Improved Services (%)
1	1.1	Site Block Grant	Yes	LEA-wide	English Learners Foster Youth Low Income	All Schools	\$20,000.00	
1	1.2	Bilingual Education	Yes	LEA-wide	English Learners Foster Youth Low Income	All Schools	\$41,850.00	
1	1.3	Bilingual Education Supplies	Yes	LEA-wide	English Learners Foster Youth Low Income	All Schools	\$21,750.00	
1	1.4	Reading Specialist	Yes	Schoolwide	English Learners Foster Youth Low Income	Specific Schools: Williams Elementary School TK-3	\$159,197.00	
1	1.5	Summer Academy	Yes	LEA-wide	English Learners Foster Youth Low Income			
1	1.6	Music	Yes	LEA-wide	English Learners Foster Youth Low Income		\$97,974.00	

Goal	Action #	Action Title	Contributing to Increased or Improved Services?	Scope	Unduplicated Student Group(s)	Location	Planned Expenditures for Contributing Actions (LCFF Funds)	Planned Percentage of Improved Services (%)
1	1.7	Digital Media Program				Specific Schools: Williams Jr Sr High 7-12		
1	1.8	Technology	Yes	LEA-wide	English Learners Foster Youth Low Income	All Schools	\$5,000.00	
1	1.9	Technology	Yes	LEA-wide	English Learners Foster Youth Low Income	All Schools	\$200,000.00	
1	1.10	Technology Coach	Yes	LEA-wide	English Learners Foster Youth Low Income	All Schools	\$149,797.00	
1	1.11	Technology	Yes	LEA-wide	English Learners Foster Youth Low Income	All Schools	\$65,000.00	
1	1.12	Technology	Yes	LEA-wide	English Learners Foster Youth Low Income	All Schools	\$427,946.00	
1	1.13	Physical Education	Yes	Schoolwide	English Learners Foster Youth Low Income	Specific Schools: Williams Elementary & Upper Elementary TK-6	\$144,287.00	
2	2.1	Site Block Grant	Yes	LEA-wide	English Learners Foster Youth Low Income	All Schools	\$20,000.00	
2	2.2	Common Core Curriculum	Yes	LEA-wide	English Learners Foster Youth Low Income	All Schools	\$100,000.00	
2	2.3	Diagnostics	Yes	LEA-wide	English Learners Foster Youth Low Income	All Schools		
2	2.4	Diagnostic Assessment	Yes	LEA-wide	English Learners Foster Youth Low Income			
2	2.5	Block Schedule at Secondary	Yes	Schoolwide	English Learners Foster Youth Low Income	Specific Schools: Williams Jr Sr High 7-12	\$306,674.00	

Goal	Action #	Action Title	Contributing to Increased or Improved Services?	Scope	Unduplicated Student Group(s)	Location	Planned Expenditures for Contributing Actions (LCFF Funds)	Planned Percentage of Improved Services (%)
2	2.6	Electives Secondary	Yes	Schoolwide	English Learners Foster Youth Low Income	Specific Schools: Williams Jr Sr High 7-12	\$1,034,556.00	
2	2.7	Equitable Education	Yes	LEA-wide	English Learners Foster Youth Low Income	All Schools	\$35,343.00	
2	2.9	Instructional Coaches	Yes	LEA-wide	English Learners Foster Youth Low Income	All Schools	\$193,654.00	
2	2.10	Positive School Climate	Yes	LEA-wide	English Learners Foster Youth Low Income	All Schools	\$138,725.00	
2	2.11	Equity for Assessments	Yes	Schoolwide	English Learners Foster Youth Low Income	All Schools Specific Schools: Williams Jr Sr High	\$15,000.00	
2	2.14	Classified Paraprofessionals	Yes	Schoolwide	English Learners Foster Youth Low Income	Specific Schools: Williams Elementary and Upper Elementary		
3	3.1	Site Block Grant	Yes	LEA-wide	English Learners Foster Youth Low Income	All Schools	\$20,000.00	
3	3.2	Social Emotional Learning	Yes	LEA-wide	English Learners Foster Youth Low Income	All Schools		
3	3.3	Social Emotional Services	Yes	LEA-wide	English Learners Foster Youth Low Income			2.18
3	3.4	Parent Communication	Yes	LEA-wide	English Learners Foster Youth Low Income	All Schools	\$15,000.00	
3	3.5	Parent Involvement	Yes	LEA-wide	English Learners Foster Youth Low Income	All Schools	\$1,500.00	
3	3.6	Translation/ Interpretation	Yes	LEA-wide	English Learners	All Schools	\$104,838.00	
3	3.7	Parent Resources	Yes	LEA-wide	English Learners Foster Youth Low Income	All Schools		

Goal	Action #	Action Title	Contributing to Increased or Improved Services?	Scope	Unduplicated Student Group(s)	Location	Planned Expenditures for Contributing Actions (LCFF Funds)	Planned Percentage of Improved Services (%)
3	3.8	Activity Stipends	Yes	Schoolwide	English Learners Foster Youth Low Income	Specific Schools: Williams Upper Elem & Williams Jr Sr High	\$167,724.00	
3	3.9	Counselors	Yes	Schoolwide	English Learners Foster Youth Low Income	All Schools	\$311,374.00	
3	3.10	Recruitment of Teachers	Yes	LEA-wide	English Learners Foster Youth Low Income	All Schools	\$3,000.00	
3	3.11	Transportation	Yes	LEA-wide	English Learners Foster Youth Low Income	All Schools	\$256,764.00	
3	3.12	Nursing	Yes	LEA-wide	English Learners Foster Youth Low Income	All Schools	\$125,201.00	
3	3.13	School Safety	Yes	LEA-wide	English Learners Foster Youth Low Income	All Schools	\$72,861.00	
3	3.14	Recognition	Yes	LEA-wide	English Learners Foster Youth Low Income	All Schools	\$6,200.00	
3	3.15	Facilities	Yes	LEA-wide	English Learners Foster Youth Low Income	All Schools	\$487,166.00	
4	4.1	Increased Access to Technology	Yes	Schoolwide	English Learners Foster Youth Low Income	Specific Schools: Mid Valley		.07
4	4.2	Enhanced Learning Materials	Yes	Schoolwide	English Learners Foster Youth Low Income	Specific Schools: Mid Valley		.04
4	4.3	Common Core Curriculum	Yes	Schoolwide	English Learners Foster Youth Low Income	Specific Schools: Mid Valley		.04
4	4.4	Individualized Learning Plans	Yes	Schoolwide	English Learners Foster Youth Low Income	Specific Schools: Mid Valley		.02
4	4.5	Mentorship Programs	Yes	Schoolwide	English Learners Foster Youth	Specific Schools: Mid Valley		.04

Goal	Action #	Action Title	Contributing to Increased or Improved Services?	Scope	Unduplicated Student Group(s)	Location	Planned Expenditures for Contributing Actions (LCFF Funds)	Planned Percentage of Improved Services (%)
					Low Income			
4	4.6	Cultural Competency Training	Yes	Schoolwide	English Learners Foster Youth Low Income	Specific Schools: Mid Valley		.02
4	4.7	Parent / Guardian Workshops	Yes	Schoolwide	English Learners Foster Youth Low Income	Specific Schools: Mid Valley		.01
4	4.8	Community Partnerships	Yes	Schoolwide	English Learners Foster Youth Low Income	Specific Schools: Mid Valley		.04
4	4.9	Facilities/ Learning Tools	Yes	Schoolwide	English Learners Foster Youth Low Income	Specific Schools: Mid Valley		.11

2023-24 Annual Update Table

Totals	Last Year's Total Planned Expenditures (Total Funds)	Total Estimated Expenditures (Total Funds)
Totals	\$6,716,059.00	\$7,083,651.00

Last Year's Goal #	Last Year's Action #	Prior Action/Service Title	Contributed to Increased or Improved Services?	Last Year's Planned Expenditures (Total Funds)	Estimated Actual Expenditures (Input Total Funds)
1	1.1	Site Block Grant	Yes	\$20,000.00	\$16,349.00
1	1.2	Bilingual Education	Yes	\$38,348.00	\$38,079.00
1	1.3	Bilingual Education Supplies	Yes	\$31,876.00	\$35,715.00
1	1.4	Reading Specialist	Yes	\$160,035.00	\$158,711.00
1	1.5	Summer Academy	No	\$182,759.00	\$61,797.00
1	1.6	Music	Yes	\$95,588.00	\$96,969.00
1	1.7	Digital Media Program	Yes	\$20,000.00	\$18,233.00
1	1.8	Technology	Yes	\$5,000.00	\$2,669.00
1	1.9	Technology	Yes	\$200,000.00	\$167,395.00
1	1.10	Technology Coach	Yes	\$150,044.00	\$149,799.00
1	1.11	Technology	Yes	\$65,000.00	\$239,267.00

Last Year's Goal #	Last Year's Action #	Prior Action/Service Title	Contributed to Increased or Improved Services?	Last Year's Planned Expenditures (Total Funds)	Estimated Actual Expenditures (Input Total Funds)
1	1.12	Technology	Yes	\$419,135.00	\$417,615.00
1	1.13	Physical Education	Yes	\$144,129.00	\$143,927.00
2	2.1	Site Block Grant	Yes	\$20,000.00	\$16,374.00
2	2.2	Common Core Curriculum	Yes	\$100,000.00	\$112,983.00
2	2.3	Diagnostics	Yes	\$2,000.00	\$0.00
2	2.4	Diagnostic Assessment	No	\$65,000.00	\$79,609.00
2	2.5	Block Schedule at Secondary	Yes	\$291,975.00	\$401,775.00
2	2.6	Electives Secondary	Yes	\$839,676.00	\$649,024.00
2	2.7	Equitable Education	Yes	\$35,048.00	\$38,198.00
2	2.8	Special Education	No	\$1,679,022.00	\$1,741,569.00
2	2.9	Instructional Coaches	Yes	\$308,952.00	\$187,243.00
2	2.10	Positive School Climate	Yes	\$138,977.00	\$135,582.00
2	2.11	Equity for Assessments	Yes	\$15,000.00	\$15,000.00

Last Year's Goal #	Last Year's Action #	Prior Action/Service Title	Contributed to Increased or Improved Services?	Last Year's Planned Expenditures (Total Funds)	Estimated Actual Expenditures (Input Total Funds)
2	2.12	Mentoring	No	\$10,000.00	\$6,000.00
2	2.13	Hiring Recruitment	Yes	\$85,651.00	\$159,262.00
2	2.14	Classified Paraprofessionals	No	\$243,467.00	\$287,187.00
3	3.1	Site Block Grant	Yes	\$20,000.00	\$13,005.00
3	3.2	Social Emotional Learning	Yes	\$10,000.00	\$7,600.00
3	3.3	Social Emotional Services	No		
3	3.4	Parent Communication	Yes	\$20,000.00	\$12,189.00
3	3.5	Parent Involvement	Yes	\$3,000.00	\$0.00
3	3.6	Translation/ Interpretation	Yes	\$104,331.00	\$104,350.00
3	3.7	Parent Resources	Yes	\$19,500.00	\$27,000.00
3	3.8	Activity Stipends	Yes	\$174,055.00	\$172,552.00
3	3.9	Counselors	Yes	\$246,520.00	\$299,112.00
3	3.10	Recruitment of Teachers	Yes	\$3,000.00	\$4,373.00
3	3.11	Transportation	Yes	\$135,000.00	\$259,375.00

Last Year's Goal #	Last Year's Action #	Prior Action/Service Title	Contributed to Increased or Improved Services?	Last Year's Planned Expenditures (Total Funds)	Estimated Actual Expenditures (Input Total Funds)
3	3.12	Nursing	Yes	\$124,093.00	\$128,972.00
3	3.13	School Safety	Yes	\$1,000.00	\$0.00
3	3.14	Recognition	Yes	\$5,000.00	\$9,262.00
3	3.15	Facilities	Yes	\$483,878.00	\$669,530.00

2023-24 Contributing Actions Annual Update Table

6. Estimated LCFF Supplemental and/or Concentration Grants (Input Dollar Amount)	4. Total Planned Contributing Expenditures (LCFF Funds)	7. Total Estimated Expenditures for Contributing Actions (LCFF Funds)	Difference Between Planned and Estimated Expenditures for Contributing Actions (Subtract 7 from 4)	5. Total Planned Percentage of Improved Services (%)	8. Total Estimated Percentage of Improved Services (%)	Difference Between Planned and Estimated Percentage of Improved Services (Subtract 5 from 8)
\$6,194,508.00	\$4,535,811.00	\$4,907,489.00	(\$371,678.00)	33.190%	35.990%	2.800%

Last Year's Goal #	Last Year's Action #	Prior Action/Service Title	Contributing to Increased or Improved Services?	Last Year's Planned Expenditures for Contributing Actions (LCFF Funds)	Estimated Actual Expenditures for Contributing Actions (Input LCFF Funds)	Planned Percentage of Improved Services	Estimated Actual Percentage of Improved Services (Input Percentage)
1	1.1	Site Block Grant	Yes	\$20,000.00	\$16,349.00	.15	.12
1	1.2	Bilingual Education	Yes	\$38,348.00	\$38,079.00	.28	.28
1	1.3	Bilingual Education Supplies	Yes	\$31,876.00	\$35,715.00	.23	.26
1	1.4	Reading Specialist	Yes	\$160,035.00	\$158,711.00	1.18	1.16
1	1.6	Music	Yes	\$95,588.00	\$96,969.00	.70	.71
1	1.7	Digital Media Program	Yes	\$20,000.00	\$18,233.00	.15	.13
1	1.8	Technology	Yes	\$5,000.00	\$2,669.00	.04	.02
1	1.9	Technology	Yes	\$200,000.00	\$167,395.00	1.47	1.23
1	1.10	Technology Coach	Yes	\$150,044.00	\$149,799.00	1.10	1.10
1	1.11	Technology	Yes	\$65,000.00	\$239,267.00	.48	1.75
1	1.12	Technology	Yes	\$419,135.00	\$417,615.00	3.08	3.06
1	1.13	Physical Education	Yes	\$144,129.00	\$143,927.00	1.06	1.06
2	2.1	Site Block Grant	Yes	\$20,000.00	\$16,374.00	.15	.12

Last Year's Goal #	Last Year's Action #	Prior Action/Service Title	Contributing to Increased or Improved Services?	Last Year's Planned Expenditures for Contributing Actions (LCFF Funds)	Estimated Actual Expenditures for Contributing Actions (Input LCFF Funds)	Planned Percentage of Improved Services	Estimated Actual Percentage of Improved Services (Input Percentage)
2	2.2	Common Core Curriculum	Yes	\$100,000.00	\$112,983.00	.73	.83
2	2.3	Diagnostics	Yes	\$2,000.00	\$0.00	.01	.00
2	2.5	Block Schedule at Secondary	Yes	\$291,975.00	\$401,775.00	2.14	2.95
2	2.6	Electives Secondary	Yes	\$839,676.00	\$649,024.00	6.17	4.76
2	2.7	Equitable Education	Yes	\$35,048.00	\$38,198.00	.26	.28
2	2.9	Instructional Coaches	Yes	\$308,952.00	\$187,243.00	2.27	1.37
2	2.10	Positive School Climate	Yes	\$138,977.00	\$135,582.00	1.02	.99
2	2.11	Equity for Assessments	Yes	\$15,000.00	\$15,000.00	.11	.11
2	2.13	Hiring Recruitment	Yes	\$85,651.00	\$159,262.00	.63	1.17
3	3.1	Site Block Grant	Yes	\$20,000.00	\$13,005.00	.15	.10
3	3.2	Social Emotional Learning	Yes	\$10,000.00	\$7,600.00	.07	.06
3	3.4	Parent Communication	Yes	\$20,000.00	\$12,189.00	.15	.09
3	3.5	Parent Involvement	Yes	\$3,000.00	\$0.00	.02	.00
3	3.6	Translation/ Interpretation	Yes	\$104,331.00	\$104,350.00	.77	.77
3	3.7	Parent Resources	Yes	\$19,500.00	\$27,000.00	.01	.20
3	3.8	Activity Stipends	Yes	\$174,055.00	\$172,552.00	1.28	1.26
3	3.9	Counselors	Yes	\$246,520.00	\$299,112.00	1.81	2.19
3	3.10	Recruitment of Teachers	Yes	\$3,000.00	\$4,373.00	.02	.03
3	3.11	Transportation	Yes	\$135,000.00	\$259,375.00	.99	1.90

Last Year's Goal #	Last Year's Action #	Prior Action/Service Title	Contributing to Increased or Improved Services?	Last Year's Planned Expenditures for Contributing Actions (LCFF Funds)	Estimated Actual Expenditures for Contributing Actions (Input LCFF Funds)	Planned Percentage of Improved Services	Estimated Actual Percentage of Improved Services (Input Percentage)
3	3.12	Nursing	Yes	\$124,093.00	\$128,972.00	.91	.95
3	3.13	School Safety	Yes	\$1,000.00	\$0.00	.01	.00
3	3.14	Recognition	Yes	\$5,000.00	\$9,262.00	.04	.07
3	3.15	Facilities	Yes	\$483,878.00	\$669,530.00	3.55	4.91

To Add a Row: Click “Add Row.”

To Delete a Row: Remove all content from each cell, checkbox and dropdown of a row (including spaces), press “Save Data” and refresh the page.

2023-24 LCFF Carryover Table

9. Estimated Actual LCFF Base Grant (Input Dollar Amount)	6. Estimated Actual LCFF Supplemental and/or Concentration Grants	LCFF Carryover — Percentage (Percentage from Prior Year)	10. Total Percentage to Increase or Improve Services for the Current School Year (6 divided by 9 + Carryover %)	7. Total Estimated Actual Expenditures for Contributing Actions (LCFF Funds)	8. Total Estimated Actual Percentage of Improved Services (%)	11. Estimated Actual Percentage of Increased or Improved Services (7 divided by 9, plus 8)	12. LCFF Carryover — Dollar Amount (Subtract 11 from 10 and multiply by 9)	13. LCFF Carryover — Percentage (12 divided by 9)
\$13,641,886	\$6,194,508.00	0.00%	45.408%	\$4,907,489.00	35.990%	71.964%	\$0.00	0.000%

Local Control and Accountability Plan Instructions

[Plan Summary](#)

[Engaging Educational Partners](#)

[Goals and Actions](#)

[Increased or Improved Services for Foster Youth, English Learners, and Low-Income Students](#)

For additional questions or technical assistance related to the completion of the Local Control and Accountability Plan (LCAP) template, please contact the local county office of education (COE), or the California Department of Education's (CDE's) Local Agency Systems Support Office, by phone at 916-319-0809 or by email at LCFF@cde.ca.gov.

Introduction and Instructions

The Local Control Funding Formula (LCFF) requires local educational agencies (LEAs) to engage their local educational partners in an annual planning process to evaluate their progress within eight state priority areas encompassing all statutory metrics (COEs have 10 state priorities). LEAs document the results of this planning process in the LCAP using the template adopted by the State Board of Education.

The LCAP development process serves three distinct, but related functions:

- **Comprehensive Strategic Planning:** The process of developing and annually updating the LCAP supports comprehensive strategic planning, particularly to address and reduce disparities in opportunities and outcomes between student groups indicated by the California School Dashboard (California *Education Code* [EC] Section 52064[e][1]). Strategic planning that is comprehensive connects budgetary decisions to teaching and learning performance data. LEAs should continually evaluate the hard choices they make about the use of limited resources to meet student and community needs to ensure opportunities and outcomes are improved for all students.
- **Meaningful Engagement of Educational Partners:** The LCAP development process should result in an LCAP that reflects decisions made through meaningful engagement (EC Section 52064[e][1]). Local educational partners possess valuable perspectives and insights about an LEA's programs and services. Effective strategic planning will incorporate these perspectives and insights in order to identify potential goals and actions to be included in the LCAP.
- **Accountability and Compliance:** The LCAP serves an important accountability function because the nature of some LCAP template sections require LEAs to show that they have complied with various requirements specified in the LCFF statutes and regulations, most notably:
 - Demonstrating that LEAs are increasing or improving services for foster youth, English learners, including long-term English learners, and low-income students in proportion to the amount of additional funding those students generate under LCFF (EC Section 52064[b][4-6]).
 - Establishing goals, supported by actions and related expenditures, that address the statutory priority areas and statutory metrics (EC sections 52064[b][1] and [2]).
 - **NOTE:** As specified in EC Section 62064(b)(1), the LCAP must provide a description of the annual goals, for all pupils and each subgroup of pupils identified pursuant to EC Section 52052, to be achieved for each of the state priorities. Beginning in 2023–24, EC

Section 52052 identifies long-term English learners as a separate and distinct pupil subgroup with a numerical significance at 15 students.

- Annually reviewing and updating the LCAP to reflect progress toward the goals (*EC* Section 52064[b][7]).
- Ensuring that all increases attributable to supplemental and concentration grant calculations, including concentration grant add-on funding and/or LCFF carryover, are reflected in the LCAP (*EC* sections 52064[b][6], [8], and [11]).

The LCAP template, like each LEA's final adopted LCAP, is a document, not a process. LEAs must use the template to memorialize the outcome of their LCAP development process, which must: (a) reflect comprehensive strategic planning, particularly to address and reduce disparities in opportunities and outcomes between student groups indicated by the California School Dashboard (Dashboard), (b) through meaningful engagement with educational partners that (c) meets legal requirements, as reflected in the final adopted LCAP. The sections included within the LCAP template do not and cannot reflect the full development process, just as the LCAP template itself is not intended as a tool for engaging educational partners.

If a county superintendent of schools has jurisdiction over a single school district, the county board of education and the governing board of the school district may adopt and file for review and approval a single LCAP consistent with the requirements in *EC* sections 52060, 52062, 52066, 52068, and 52070. The LCAP must clearly articulate to which entity's budget (school district or county superintendent of schools) all budgeted and actual expenditures are aligned.

The revised LCAP template for the 2024–25, 2025–26, and 2026–27 school years reflects statutory changes made through Senate Bill 114 (Committee on Budget and Fiscal Review), Chapter 48, Statutes of 2023.

At its most basic, the adopted LCAP should attempt to distill not just what the LEA is doing for students in transitional kindergarten through grade twelve (TK–12), but also allow educational partners to understand why, and whether those strategies are leading to improved opportunities and outcomes for students. LEAs are strongly encouraged to use language and a level of detail in their adopted LCAPs intended to be meaningful and accessible for the LEA's diverse educational partners and the broader public.

In developing and finalizing the LCAP for adoption, LEAs are encouraged to keep the following overarching frame at the forefront of the strategic planning and educational partner engagement functions:

Given present performance across the state priorities and on indicators in the Dashboard, how is the LEA using its budgetary resources to respond to TK–12 student and community needs, and address any performance gaps, including by meeting its obligation to increase or improve services for foster youth, English learners, and low-income students?

LEAs are encouraged to focus on a set of metrics and actions which, based on research, experience, and input gathered from educational partners, the LEA believes will have the biggest impact on behalf of its TK–12 students.

These instructions address the requirements for each section of the LCAP, but may include information about effective practices when developing the LCAP and completing the LCAP document. Additionally, the beginning of each template section includes information emphasizing the purpose that section serves.

Plan Summary

Purpose

A well-developed Plan Summary section provides a meaningful context for the LCAP. This section provides information about an LEA's community as well as relevant information about student needs and performance. In order to present a meaningful context for the rest of the LCAP, the content of this section should be clearly and meaningfully related to the content included throughout each subsequent section of the LCAP.

Requirements and Instructions

General Information

A description of the LEA, its schools, and its students in grades transitional kindergarten–12, as applicable to the LEA.

Briefly describe the LEA, its schools, and its students in grades TK–12, as applicable to the LEA.

- For example, information about an LEA in terms of geography, enrollment, employment, the number and size of specific schools, recent community challenges, and other such information the LEA may wish to include can enable a reader to more fully understand the LEA's LCAP.
- As part of this response, identify all schools within the LEA receiving Equity Multiplier funding.

Reflections: Annual Performance

A reflection on annual performance based on a review of the California School Dashboard (Dashboard) and local data.

Reflect on the LEA's annual performance on the Dashboard and local data. This may include both successes and challenges identified by the LEA during the development process.

LEAs are encouraged to highlight how they are addressing the identified needs of student groups, and/or schools within the LCAP as part of this response.

As part of this response, the LEA must identify the following, which will remain unchanged during the three-year LCAP cycle:

- Any school within the LEA that received the lowest performance level on one or more state indicators on the 2023 Dashboard;
- Any student group within the LEA that received the lowest performance level on one or more state indicators on the 2023 Dashboard; and/or
- Any student group within a school within the LEA that received the lowest performance level on one or more state indicators on the 2023 Dashboard.

Reflections: Technical Assistance

As applicable, a summary of the work underway as part of technical assistance.

Annually identify the reason(s) the LEA is eligible for or has requested technical assistance consistent with *EC* sections 47607.3, 52071, 52071.5, 52072, or 52072.5, and provide a summary of the work underway as part of receiving technical assistance. The most common form of this technical assistance is frequently referred to as Differentiated Assistance, however this also includes LEAs that have requested technical assistance from their COE.

- If the LEA is not eligible for or receiving technical assistance, the LEA may respond to this prompt as “Not Applicable.”

Comprehensive Support and Improvement

An LEA with a school or schools identified for comprehensive support and improvement (CSI) under the Every Student Succeeds Act must respond to the following prompts:

Schools Identified

A list of the schools in the LEA that are eligible for comprehensive support and improvement.

- Identify the schools within the LEA that have been identified for CSI.

Support for Identified Schools

A description of how the LEA has or will support its eligible schools in developing comprehensive support and improvement plans.

- Describe how the LEA has or will support the identified schools in developing CSI plans that included a school-level needs assessment, evidence-based interventions, and the identification of any resource inequities to be addressed through the implementation of the CSI plan.

Monitoring and Evaluating Effectiveness

A description of how the LEA will monitor and evaluate the plan to support student and school improvement.

- Describe how the LEA will monitor and evaluate the implementation and effectiveness of the CSI plan to support student and school improvement.

Engaging Educational Partners

Purpose

Significant and purposeful engagement of parents, students, educators, and other educational partners, including those representing the student groups identified by LCFF, is critical to the development of the LCAP and the budget process. Consistent with statute, such engagement should support comprehensive strategic planning, particularly to address and reduce disparities in opportunities and outcomes between student groups indicated by the Dashboard, accountability, and improvement across the state priorities and locally identified priorities (*EC* Section 52064[e][1]). Engagement of educational partners is an ongoing, annual process.

This section is designed to reflect how the engagement of educational partners influenced the decisions reflected in the adopted LCAP. The goal is to allow educational partners that participated in the LCAP development process and the broader public to understand how the LEA engaged educational partners and the impact of that engagement. LEAs are encouraged to keep this goal in the forefront when completing this section.

Requirements

School districts and COEs: *EC* sections [52060\(g\) \(California Legislative Information\)](#) and [52066\(g\) \(California Legislative Information\)](#) specify the educational partners that must be consulted when developing the LCAP:

- Teachers,
- Principals,
- Administrators,
- Other school personnel,
- Local bargaining units of the LEA,
- Parents, and
- Students

A school district or COE receiving Equity Multiplier funds must also consult with educational partners at schools generating Equity Multiplier funds in the development of the LCAP, specifically, in the development of the required focus goal for each applicable school.

Before adopting the LCAP, school districts and COEs must share it with the applicable committees, as identified below under Requirements and Instructions. The superintendent is required by statute to respond in writing to the comments received from these committees. School districts and COEs must also consult with the special education local plan area administrator(s) when developing the LCAP.

Charter schools: *EC* Section [47606.5\(d\) \(California Legislative Information\)](#) requires that the following educational partners be consulted with when developing the LCAP:

- Teachers,
- Principals,
- Administrators,
- Other school personnel,
- Parents, and
- Students

A charter school receiving Equity Multiplier funds must also consult with educational partners at the school generating Equity Multiplier funds in the development of the LCAP, specifically, in the development of the required focus goal for the school.

The LCAP should also be shared with, and LEAs should request input from, schoolsite-level advisory groups, as applicable (e.g., schoolsite councils, English Learner Advisory Councils, student advisory groups, etc.), to facilitate alignment between schoolsite and district-level goals. Information and resources that support effective engagement, define student consultation, and provide the requirements for advisory group composition, can be found under Resources on the [CDE's LCAP webpage](#).

Before the governing board/body of an LEA considers the adoption of the LCAP, the LEA must meet the following legal requirements:

- For school districts, see [Education Code Section 52062 \(California Legislative Information\)](#);
 - **Note:** Charter schools using the LCAP as the School Plan for Student Achievement must meet the requirements of *EC* Section 52062(a).

- For COEs, see [Education Code Section 52068 \(California Legislative Information\)](#); and
- For charter schools, see [Education Code Section 47606.5 \(California Legislative Information\)](#).
- **NOTE:** As a reminder, the superintendent of a school district or COE must respond, in writing, to comments received by the applicable committees identified in the *Education Code* sections listed above. This includes the parent advisory committee and may include the English learner parent advisory committee and, as of July 1, 2024, the student advisory committee, as applicable.

Instructions

Respond to the prompts as follows:

A summary of the process used to engage educational partners in the development of the LCAP.

School districts and county offices of education must, at a minimum, consult with teachers, principals, administrators, other school personnel, local bargaining units, parents, and students in the development of the LCAP.

Charter schools must, at a minimum, consult with teachers, principals, administrators, other school personnel, parents, and students in the development of the LCAP.

An LEA receiving Equity Multiplier funds must also consult with educational partners at schools generating Equity Multiplier funds in the development of the LCAP, specifically, in the development of the required focus goal for each applicable school.

Complete the table as follows:

Educational Partners

Identify the applicable educational partner(s) or group(s) that were engaged in the development of the LCAP.

Process for Engagement

Describe the engagement process used by the LEA to involve the identified educational partner(s) in the development of the LCAP. At a minimum, the LEA must describe how it met its obligation to consult with all statutorily required educational partners, as applicable to the type of LEA.

- A sufficient response to this prompt must include general information about the timeline of the process and meetings or other engagement strategies with educational partners. A response may also include information about an LEA's philosophical approach to engaging its educational partners.
- An LEA receiving Equity Multiplier funds must also include a summary of how it consulted with educational partners at schools generating Equity Multiplier funds in the development of the LCAP, specifically, in the development of the required focus goal for each applicable school.

A description of how the adopted LCAP was influenced by the feedback provided by educational partners.

Describe any goals, metrics, actions, or budgeted expenditures in the LCAP that were influenced by or developed in response to the educational partner feedback.

- A sufficient response to this prompt will provide educational partners and the public with clear, specific information about how the engagement process influenced the development of the LCAP. This may include a description of how the LEA prioritized requests of educational partners within the context of the budgetary resources available or otherwise prioritized areas of focus within the LCAP.
- An LEA receiving Equity Multiplier funds must include a description of how the consultation with educational partners at schools generating Equity Multiplier funds influenced the development of the adopted LCAP.
- For the purposes of this prompt, this may also include, but is not necessarily limited to:
 - Inclusion of a goal or decision to pursue a Focus Goal (as described below)
 - Inclusion of metrics other than the statutorily required metrics
 - Determination of the target outcome on one or more metrics
 - Inclusion of performance by one or more student groups in the Measuring and Reporting Results subsection
 - Inclusion of action(s) or a group of actions
 - Elimination of action(s) or group of actions
 - Changes to the level of proposed expenditures for one or more actions
 - Inclusion of action(s) as contributing to increased or improved services for unduplicated students
 - Analysis of effectiveness of the specific actions to achieve the goal
 - Analysis of material differences in expenditures
 - Analysis of changes made to a goal for the ensuing LCAP year based on the annual update process
 - Analysis of challenges or successes in the implementation of actions

Goals and Actions

Purpose

Well-developed goals will clearly communicate to educational partners what the LEA plans to accomplish, what the LEA plans to do in order to accomplish the goal, and how the LEA will know when it has accomplished the goal. A goal statement, associated metrics and expected outcomes, and the actions included in the goal must be in alignment. The explanation for why the LEA included a goal is an opportunity for LEAs to clearly communicate to educational partners and the public why, among the various strengths and areas for improvement highlighted by performance data and strategies and actions that could be pursued, the LEA decided to pursue this goal, and the related metrics, expected outcomes, actions, and expenditures.

A well-developed goal can be focused on the performance relative to a metric or metrics for all students, a specific student group(s), narrowing performance gaps, or implementing programs or strategies expected to impact outcomes. LEAs should assess the performance of their student groups when developing goals and the related actions to achieve such goals.

Requirements and Instructions

LEAs should prioritize the goals, specific actions, and related expenditures included within the LCAP within one or more state priorities. LEAs must consider performance on the state and local indicators, including their locally collected and reported data for the local indicators that are included in the Dashboard, in determining whether and how to prioritize its goals within the LCAP. As previously stated, strategic planning that

is comprehensive connects budgetary decisions to teaching and learning performance data. LEAs should continually evaluate the hard choices they make about the use of limited resources to meet student and community needs to ensure opportunities and outcomes are improved for all students, and to address and reduce disparities in opportunities and outcomes between student groups indicated by the Dashboard.

In order to support prioritization of goals, the LCAP template provides LEAs with the option of developing three different kinds of goals:

- **Focus Goal:** A Focus Goal is relatively more concentrated in scope and may focus on a fewer number of metrics to measure improvement. A Focus Goal statement will be time bound and make clear how the goal is to be measured.
 - All Equity Multiplier goals must be developed as focus goals. For additional information, see Required Focus Goal(s) for LEAs Receiving Equity Multiplier Funding below.
- **Broad Goal:** A Broad Goal is relatively less concentrated in its scope and may focus on improving performance across a wide range of metrics.
- **Maintenance of Progress Goal:** A Maintenance of Progress Goal includes actions that may be ongoing without significant changes and allows an LEA to track performance on any metrics not addressed in the other goals of the LCAP.

Requirement to Address the LCFF State Priorities

At a minimum, the LCAP must address all LCFF priorities and associated metrics articulated in *EC* sections 52060(d) and 52066(d), as applicable to the LEA. The [LCFF State Priorities Summary](#) provides a summary of *EC* sections 52060(d) and 52066(d) to aid in the development of the LCAP.

Respond to the following prompts, as applicable:

Focus Goal(s)

Description

The description provided for a Focus Goal must be specific, measurable, and time bound.

- An LEA develops a Focus Goal to address areas of need that may require or benefit from a more specific and data intensive approach.
- The Focus Goal can explicitly reference the metric(s) by which achievement of the goal will be measured and the time frame according to which the LEA expects to achieve the goal.

Type of Goal

Identify the type of goal being implemented as a Focus Goal.

State Priorities addressed by this goal.

Identify each of the state priorities that this goal is intended to address.

An explanation of why the LEA has developed this goal.

Explain why the LEA has chosen to prioritize this goal.

- An explanation must be based on Dashboard data or other locally collected data.
- LEAs must describe how the LEA identified this goal for focused attention, including relevant consultation with educational partners.
- LEAs are encouraged to promote transparency and understanding around the decision to pursue a focus goal.

Required Focus Goal(s) for LEAs Receiving Equity Multiplier Funding

Description

LEAs receiving Equity Multiplier funding must include one or more focus goals for each school generating Equity Multiplier funding. In addition to addressing the focus goal requirements described above, LEAs must adhere to the following requirements.

Focus goals for Equity Multiplier schoolsites must address the following:

- (A) All student groups that have the lowest performance level on one or more state indicators on the Dashboard, and
- (B) Any underlying issues in the credentialing, subject matter preparation, and retention of the school’s educators, if applicable.
- Focus Goals for each and every Equity Multiplier schoolsite must identify specific metrics for each identified student group, as applicable.
- An LEA may create a single goal for multiple Equity Multiplier schoolsites if those schoolsites have the same student group(s) performing at the lowest performance level on one or more state indicators on the Dashboard or, experience similar issues in the credentialing, subject matter preparation, and retention of the school’s educators.
 - When creating a single goal for multiple Equity Multiplier schoolsites, the goal must identify the student groups and the performance levels on the Dashboard that the Focus Goal is addressing; or,
 - The common issues the schoolsites are experiencing in credentialing, subject matter preparation, and retention of the school’s educators, if applicable.

Type of Goal

Identify the type of goal being implemented as an Equity Multiplier Focus Goal.

State Priorities addressed by this goal.

Identify each of the state priorities that this goal is intended to address.

An explanation of why the LEA has developed this goal.

Explain why the LEA has chosen to prioritize this goal.

- An explanation must be based on Dashboard data or other locally collected data.
- LEAs must describe how the LEA identified this goal for focused attention, including relevant consultation with educational partners.
- LEAs are encouraged to promote transparency and understanding around the decision to pursue a focus goal.
- In addition to this information, the LEA must also identify:
 - The school or schools to which the goal applies

LEAs are encouraged to approach an Equity Multiplier goal from a wholistic standpoint, considering how the goal might maximize student outcomes through the use of LCFF and other funding in addition to Equity Multiplier funds.

- Equity Multiplier funds must be used to supplement, not supplant, funding provided to Equity Multiplier schoolsites for purposes of the LCFF, the Expanded Learning Opportunities Program (ELO-P), the Literacy Coaches and Reading Specialists (LCRS) Grant Program, and/or the California Community Schools Partnership Program (CCSPP).
- This means that Equity Multiplier funds must not be used to replace funding that an Equity Multiplier schoolsite would otherwise receive to implement LEA-wide actions identified in the LCAP or that an Equity Multiplier schoolsite would otherwise receive to implement provisions of the ELO-P, the LCRS, and/or the CCSPP.

Note: EC Section [42238.024\(b\)\(1\) \(California Legislative Information\)](#) requires that Equity Multiplier funds be used for the provision of evidence-based services and supports for students. Evidence-based services and supports are based on objective evidence that has informed the design of the service or support and/or guides the modification of those services and supports. Evidence-based supports and strategies are most commonly based on educational research and/or metrics of LEA, school, and/or student performance.

Broad Goal

Description

Describe what the LEA plans to achieve through the actions included in the goal.

- The description of a broad goal will be clearly aligned with the expected measurable outcomes included for the goal.
- The goal description organizes the actions and expected outcomes in a cohesive and consistent manner.
- A goal description is specific enough to be measurable in either quantitative or qualitative terms. A broad goal is not as specific as a focus goal. While it is specific enough to be measurable, there are many different metrics for measuring progress toward the goal.

Type of Goal

Identify the type of goal being implemented as a Broad Goal.

State Priorities addressed by this goal.

Identify each of the state priorities that this goal is intended to address.

An explanation of why the LEA has developed this goal.

Explain why the LEA developed this goal and how the actions and metrics grouped together will help achieve the goal.

Maintenance of Progress Goal

Description

Describe how the LEA intends to maintain the progress made in the LCFF State Priorities not addressed by the other goals in the LCAP.

- Use this type of goal to address the state priorities and applicable metrics not addressed within the other goals in the LCAP.
- The state priorities and metrics to be addressed in this section are those for which the LEA, in consultation with educational partners, has determined to maintain actions and monitor progress while focusing implementation efforts on the actions covered by other goals in the LCAP.

Type of Goal

Identify the type of goal being implemented as a Maintenance of Progress Goal.

State Priorities addressed by this goal.

Identify each of the state priorities that this goal is intended to address.

An explanation of why the LEA has developed this goal.

Explain how the actions will sustain the progress exemplified by the related metrics.

Measuring and Reporting Results:

For each LCAP year, identify the metric(s) that the LEA will use to track progress toward the expected outcomes.

- LEAs must identify metrics for specific student groups, as appropriate, including expected outcomes that address and reduce disparities in outcomes between student groups.
- The metrics may be quantitative or qualitative; but at minimum, an LEA’s LCAP must include goals that are measured using all of the applicable metrics for the related state priorities, in each LCAP year, as applicable to the type of LEA.
- To the extent a state priority does not specify one or more metrics (e.g., implementation of state academic content and performance standards), the LEA must identify a metric to use within the LCAP. For these state priorities, LEAs are encouraged to use metrics based on or reported through the relevant local indicator self-reflection tools within the Dashboard.

- **Required metrics for LEA-wide actions:** For each action identified as 1) contributing towards the requirement to increase or improve services for foster youth, English learners, including long-term English learners, and low-income students and 2) being provided on an LEA-wide basis, the LEA must identify one or more metrics to monitor the effectiveness of the action and its budgeted expenditures.
 - These required metrics may be identified within the action description or the first prompt in the increased or improved services section, however the description must clearly identify the metric(s) being used to monitor the effectiveness of the action and the action(s) that the metric(s) apply to.
- **Required metrics for Equity Multiplier goals:** For each Equity Multiplier goal, the LEA must identify:
 - The specific metrics for each identified student group at each specific schoolsite, as applicable, to measure the progress toward the goal, and/or
 - The specific metrics used to measure progress in meeting the goal related to credentialing, subject matter preparation, or educator retention at each specific schoolsite.

Complete the table as follows:

Metric

- Enter the metric number.

Metric

- Identify the standard of measure being used to determine progress towards the goal and/or to measure the effectiveness of one or more actions associated with the goal.

Baseline

- Enter the baseline when completing the LCAP for 2024–25.
 - Use the most recent data associated with the metric available at the time of adoption of the LCAP for the first year of the three-year plan. LEAs may use data as reported on the 2023 Dashboard for the baseline of a metric only if that data represents the most recent available data (e.g., high school graduation rate).
 - Using the most recent data available may involve reviewing data the LEA is preparing for submission to the California Longitudinal Pupil Achievement Data System (CALPADS) or data that the LEA has recently submitted to CALPADS.
 - Indicate the school year to which the baseline data applies.
 - The baseline data must remain unchanged throughout the three-year LCAP.
 - This requirement is not intended to prevent LEAs from revising the baseline data if it is necessary to do so. For example, if an LEA identifies that its data collection practices for a particular metric are leading to inaccurate data and revises its practice to obtain

accurate data, it would also be appropriate for the LEA to revise the baseline data to align with the more accurate data process and report its results using the accurate data.

- If an LEA chooses to revise its baseline data, then, at a minimum, it must clearly identify the change as part of its response to the description of changes prompt in the Goal Analysis for the goal. LEAs are also strongly encouraged to involve their educational partners in the decision of whether or not to revise a baseline and to communicate the proposed change to their educational partners.
- Note for Charter Schools: Charter schools developing a one- or two-year LCAP may identify a new baseline each year, as applicable.

Year 1 Outcome

- When completing the LCAP for 2025–26, enter the most recent data available. Indicate the school year to which the data applies.
 - Note for Charter Schools: Charter schools developing a one-year LCAP may provide the Year 1 Outcome when completing the LCAP for both 2025–26 and 2026–27 or may provide the Year 1 Outcome for 2025–26 and provide the Year 2 Outcome for 2026–27.

Year 2 Outcome

- When completing the LCAP for 2026–27, enter the most recent data available. Indicate the school year to which the data applies.
 - Note for Charter Schools: Charter schools developing a one-year LCAP may identify the Year 2 Outcome as not applicable when completing the LCAP for 2026–27 or may provide the Year 2 Outcome for 2026–27.

Target for Year 3 Outcome

- When completing the first year of the LCAP, enter the target outcome for the relevant metric the LEA expects to achieve by the end of the three-year LCAP cycle.
 - Note for Charter Schools: Charter schools developing a one- or two-year LCAP may identify a Target for Year 1 or Target for Year 2, as applicable.

Current Difference from Baseline

- When completing the LCAP for 2025–26 and 2026–27, enter the current difference between the baseline and the yearly outcome, as applicable.
 - Note for Charter Schools: Charter schools developing a one- or two-year LCAP will identify the current difference between the baseline and the yearly outcome for Year 1 and/or the current difference between the baseline and the yearly outcome for Year 2, as applicable.

Timeline for school districts and COEs for completing the “**Measuring and Reporting Results**” part of the Goal.

Metric	Baseline	Year 1 Outcome	Year 2 Outcome	Target for Year 3 Outcome	Current Difference from Baseline
Enter information in this box when completing the LCAP for 2024–25 or when adding a new metric.	Enter information in this box when completing the LCAP for 2024–25 or when adding a new metric.	Enter information in this box when completing the LCAP for 2025–26 . Leave blank until then.	Enter information in this box when completing the LCAP for 2026–27 . Leave blank until then.	Enter information in this box when completing the LCAP for 2024–25 or when adding a new metric.	Enter information in this box when completing the LCAP for 2025–26 and 2026–27 . Leave blank until then.

Goal Analysis:

Enter the LCAP Year.

Using actual annual measurable outcome data, including data from the Dashboard, analyze whether the planned actions were effective towards achieving the goal. “Effective” means the degree to which the planned actions were successful in producing the target result. Respond to the prompts as instructed.

Note: When completing the 2024–25 LCAP, use the 2023–24 Local Control and Accountability Plan Annual Update template to complete the Goal Analysis and identify the Goal Analysis prompts in the 2024–25 LCAP as “Not Applicable.”

A description of overall implementation, including any substantive differences in planned actions and actual implementation of these actions, and any relevant challenges and successes experienced with implementation.

- Describe the overall implementation of the actions to achieve the articulated goal, including relevant challenges and successes experienced with implementation.
 - Include a discussion of relevant challenges and successes experienced with the implementation process.
 - This discussion must include any instance where the LEA did not implement a planned action or implemented a planned action in a manner that differs substantively from how it was described in the adopted LCAP.

An explanation of material differences between Budgeted Expenditures and Estimated Actual Expenditures and/or Planned Percentages of Improved Services and Estimated Actual Percentages of Improved Services.

- Explain material differences between Budgeted Expenditures and Estimated Actual Expenditures and between the Planned Percentages of Improved Services and Estimated Actual Percentages of Improved Services, as applicable. Minor variances in expenditures or percentages do not need to be addressed, and a dollar-for-dollar accounting is not required.

A description of the effectiveness or ineffectiveness of the specific actions to date in making progress toward the goal.

- Describe the effectiveness or ineffectiveness of the specific actions to date in making progress toward the goal. “Effectiveness” means the degree to which the actions were successful in producing the target result and “ineffectiveness” means that the actions did not produce any significant or targeted result.
 - In some cases, not all actions in a goal will be intended to improve performance on all of the metrics associated with the goal.
 - When responding to this prompt, LEAs may assess the effectiveness of a single action or group of actions within the goal in the context of performance on a single metric or group of specific metrics within the goal that are applicable to the action(s). Grouping actions with metrics will allow for more robust analysis of whether the strategy the LEA is using to impact a specified set of metrics is working and increase transparency for educational partners. LEAs are encouraged to use such an approach when goals include multiple actions and metrics that are not closely associated.
 - Beginning with the development of the 2024–25 LCAP, the LEA must change actions that have not proven effective over a three-year period.

A description of any changes made to the planned goal, metrics, target outcomes, or actions for the coming year that resulted from reflections on prior practice.

- Describe any changes made to this goal, expected outcomes, metrics, or actions to achieve this goal as a result of this analysis and analysis of the data provided in the Dashboard or other local data, as applicable.
 - As noted above, beginning with the development of the 2024–25 LCAP, the LEA must change actions that have not proven effective over a three-year period. For actions that have been identified as ineffective, the LEA must identify the ineffective action and must include a description of the following:
 - The reasons for the ineffectiveness, and
 - How changes to the action will result in a new or strengthened approach.

Actions:
Complete the table as follows. Add additional rows as necessary.

Action #

- Enter the action number.

Title

- Provide a short title for the action. This title will also appear in the action tables.

Description

- Provide a brief description of the action.

- For actions that contribute to meeting the increased or improved services requirement, the LEA may include an explanation of how each action is principally directed towards and effective in meeting the LEA's goals for unduplicated students, as described in the instructions for the Increased or Improved Services for Foster Youth, English Learners, and Low-Income Students section.
- As previously noted, for each action identified as 1) contributing towards the requirement to increase or improve services for foster youth, English learners, including long-term English learners, and low-income students and 2) being provided on an LEA-wide basis, the LEA must identify one or more metrics to monitor the effectiveness of the action and its budgeted expenditures.
- These required metrics may be identified within the action description or the first prompt in the increased or improved services section; however, the description must clearly identify the metric(s) being used to monitor the effectiveness of the action and the action(s) that the metric(s) apply to.

Total Funds

- Enter the total amount of expenditures associated with this action. Budgeted expenditures from specific fund sources will be provided in the action tables.

Contributing

- Indicate whether the action contributes to meeting the increased or improved services requirement as described in the Increased or Improved Services section using a “Y” for Yes or an “N” for No.
 - **Note:** for each such contributing action, the LEA will need to provide additional information in the Increased or Improved Services section to address the requirements in *California Code of Regulations*, Title 5 [5 CCR] Section 15496 in the Increased or Improved Services section of the LCAP.

Actions for Foster Youth: School districts, COEs, and charter schools that have a numerically significant foster youth student subgroup are encouraged to include specific actions in the LCAP designed to meet needs specific to foster youth students.

Required Actions

- LEAs with 30 or more English learners and/or 15 or more long-term English learners must include specific actions in the LCAP related to, at a minimum:
 - Language acquisition programs, as defined in *EC* Section 306, provided to students, and
 - Professional development for teachers.
 - If an LEA has both 30 or more English learners and 15 or more long-term English learners, the LEA must include actions for both English learners and long-term English learners.
- LEAs eligible for technical assistance pursuant to *EC* sections 47607.3, 52071, 52071.5, 52072, or 52072.5, must include specific actions within the LCAP related to its implementation of the work underway as part of technical assistance. The most common form of this technical assistance is frequently referred to as Differentiated Assistance.

- LEAs that have Red Dashboard indicators for (1) a school within the LEA, (2) a student group within the LEA, and/or (3) a student group within any school within the LEA must include one or more specific actions within the LCAP:
 - The specific action(s) must be directed towards the identified student group(s) and/or school(s) and must address the identified state indicator(s) for which the student group or school received the lowest performance level on the 2023 Dashboard. Each student group and/or school that receives the lowest performance level on the 2023 Dashboard must be addressed by one or more actions.
 - These required actions will be effective for the three-year LCAP cycle.

Increased or Improved Services for Foster Youth, English Learners, and Low-Income Students

Purpose

A well-written Increased or Improved Services section provides educational partners with a comprehensive description, within a single dedicated section, of how an LEA plans to increase or improve services for its unduplicated students as defined in *EC* Section 42238.02 in grades TK–12 as compared to all students in grades TK–12, as applicable, and how LEA-wide or schoolwide actions identified for this purpose meet regulatory requirements. Descriptions provided should include sufficient detail yet be sufficiently succinct to promote a broader understanding of educational partners to facilitate their ability to provide input. An LEA’s description in this section must align with the actions included in the Goals and Actions section as contributing.

Please Note: For the purpose of meeting the Increased or Improved Services requirement and consistent with *EC* Section 42238.02, long-term English learners are included in the English learner student group.

Statutory Requirements

An LEA is required to demonstrate in its LCAP how it is increasing or improving services for its students who are foster youth, English learners, and/or low-income, collectively referred to as unduplicated students, as compared to the services provided to all students in proportion to the increase in funding it receives based on the number and concentration of unduplicated students in the LEA (*EC* Section 42238.07[a][1], *EC* Section 52064[b][8][B]; 5 *CCR* Section 15496[a]). This proportionality percentage is also known as the “minimum proportionality percentage” or “MPP.” The manner in which an LEA demonstrates it is meeting its MPP is two-fold: (1) through the expenditure of LCFF funds or through the identification of a Planned Percentage of Improved Services as documented in the Contributing Actions Table, and (2) through the explanations provided in the Increased or Improved Services for Foster Youth, English Learners, and Low-Income Students section.

To improve services means to grow services in quality and to increase services means to grow services in quantity. Services are increased or improved by those actions in the LCAP that are identified in the Goals and Actions section as contributing to the increased or improved services requirement, whether they are provided across the entire LEA (LEA-wide action), provided to an entire school (Schoolwide action), or solely provided to one or more unduplicated student group(s) (Limited action).

Therefore, for *any* action contributing to meet the increased or improved services requirement, the LEA must include an explanation of:

- How the action is increasing or improving services for the unduplicated student group(s) (Identified Needs and Action Design), and
- How the action meets the LEA's goals for its unduplicated pupils in the state and any local priority areas (Measurement of Effectiveness).

LEA-wide and Schoolwide Actions

In addition to the above required explanations, LEAs must provide a justification for why an LEA-wide or Schoolwide action is being provided to all students and how the action is intended to improve outcomes for unduplicated student group(s) as compared to all students.

- Conclusory statements that a service will help achieve an expected outcome for the goal, without an explicit connection or further explanation as to how, are not sufficient.
- Further, simply stating that an LEA has a high enrollment percentage of a specific student group or groups does not meet the increased or improved services standard because enrolling students is not the same as serving students.

For School Districts Only

Actions provided on an **LEA-wide** basis at **school districts with an unduplicated pupil percentage of less than 55 percent** must also include a description of how the actions are the most effective use of the funds to meet the district's goals for its unduplicated pupils in the state and any local priority areas. The description must provide the basis for this determination, including any alternatives considered, supporting research, experience, or educational theory.

Actions provided on a **Schoolwide** basis for **schools with less than 40 percent enrollment of unduplicated pupils** must also include a description of how these actions are the most effective use of the funds to meet the district's goals for its unduplicated pupils in the state and any local priority areas. The description must provide the basis for this determination, including any alternatives considered, supporting research, experience, or educational theory.

Requirements and Instructions

Complete the tables as follows:

Total Projected LCFF Supplemental and/or Concentration Grants

- Specify the amount of LCFF supplemental and concentration grant funds the LEA estimates it will receive in the coming year based on the number and concentration of foster youth, English learner, and low-income students. This amount includes the Additional 15 percent LCFF Concentration Grant.

Projected Additional 15 percent LCFF Concentration Grant

- Specify the amount of additional LCFF concentration grant add-on funding, as described in *EC* Section 42238.02, that the LEA estimates it will receive in the coming year.

Projected Percentage to Increase or Improve Services for the Coming School Year

- Specify the estimated percentage by which services for unduplicated pupils must be increased or improved as compared to the services provided to all students in the LCAP year as calculated pursuant to 5 *CCR* Section 15496(a)(7).

LCFF Carryover — Percentage

- Specify the LCFF Carryover — Percentage identified in the LCFF Carryover Table. If a carryover percentage is not identified in the LCFF Carryover Table, specify a percentage of zero (0.00%).

LCFF Carryover — Dollar

- Specify the LCFF Carryover — Dollar amount identified in the LCFF Carryover Table. If a carryover amount is not identified in the LCFF Carryover Table, specify an amount of zero (\$0).

Total Percentage to Increase or Improve Services for the Coming School Year

- Add the Projected Percentage to Increase or Improve Services for the Coming School Year and the Proportional LCFF Required Carryover Percentage and specify the percentage. This is the LEA's percentage by which services for unduplicated pupils must be increased or improved as compared to the services provided to all students in the LCAP year, as calculated pursuant to 5 CCR Section 15496(a)(7).

Required Descriptions:

LEA-wide and Schoolwide Actions

For each action being provided to an entire LEA or school, provide an explanation of (1) the unique identified need(s) of the unduplicated student group(s) for whom the action is principally directed, (2) how the action is designed to address the identified need(s) and why it is being provided on an LEA or schoolwide basis, and (3) the metric(s) used to measure the effectiveness of the action in improving outcomes for the unduplicated student group(s).

If the LEA has provided this required description in the Action Descriptions, state as such within the table.

Complete the table as follows:

Identified Need(s)

Provide an explanation of the unique identified need(s) of the LEA's unduplicated student group(s) for whom the action is principally directed.

An LEA demonstrates how an action is principally directed towards an unduplicated student group(s) when the LEA explains the need(s), condition(s), or circumstance(s) of the unduplicated student group(s) identified through a needs assessment and how the action addresses them. A meaningful needs assessment includes, at a minimum, analysis of applicable student achievement data and educational partner feedback.

How the Action(s) are Designed to Address Need(s) and Why it is Provided on an LEA-wide or Schoolwide Basis

Provide an explanation of how the action as designed will address the unique identified need(s) of the LEA's unduplicated student group(s) for whom the action is principally directed and the rationale for why the action is being provided on an LEA-wide or schoolwide basis.

- As stated above, conclusory statements that a service will help achieve an expected outcome for the goal, without an explicit connection or further explanation as to how, are not sufficient.

- Further, simply stating that an LEA has a high enrollment percentage of a specific student group or groups does not meet the increased or improved services standard because enrolling students is not the same as serving students.

Metric(s) to Monitor Effectiveness

Identify the metric(s) being used to measure the progress and effectiveness of the action(s).

Note for COEs and Charter Schools: In the case of COEs and charter schools, schoolwide and LEA-wide are considered to be synonymous.

Limited Actions

For each action being solely provided to one or more unduplicated student group(s), provide an explanation of (1) the unique identified need(s) of the unduplicated student group(s) being served, (2) how the action is designed to address the identified need(s), and (3) how the effectiveness of the action in improving outcomes for the unduplicated student group(s) will be measured.

If the LEA has provided the required descriptions in the Action Descriptions, state as such.

Complete the table as follows:

Identified Need(s)

Provide an explanation of the unique need(s) of the unduplicated student group(s) being served identified through the LEA's needs assessment. A meaningful needs assessment includes, at a minimum, analysis of applicable student achievement data and educational partner feedback.

How the Action(s) are Designed to Address Need(s)

Provide an explanation of how the action is designed to address the unique identified need(s) of the unduplicated student group(s) being served.

Metric(s) to Monitor Effectiveness

Identify the metric(s) being used to measure the progress and effectiveness of the action(s).

For any limited action contributing to meeting the increased or improved services requirement that is associated with a Planned Percentage of Improved Services in the Contributing Summary Table rather than an expenditure of LCFF funds, describe the methodology that was used to determine the contribution of the action towards the proportional percentage, as applicable.

- For each action with an identified Planned Percentage of Improved Services, identify the goal and action number and describe the methodology that was used.
- When identifying a Planned Percentage of Improved Services, the LEA must describe the methodology that it used to determine the contribution of the action towards the proportional percentage. The percentage of improved services for an action corresponds to the amount of LCFF funding that the LEA estimates it would expend to implement the action if it were funded.

- For example, an LEA determines that there is a need to analyze data to ensure that instructional aides and expanded learning providers know what targeted supports to provide to students who are foster youth. The LEA could implement this action by hiring additional staff to collect and analyze data and to coordinate supports for students, which, based on the LEA's current pay scale, the LEA estimates would cost \$165,000. Instead, the LEA chooses to utilize a portion of existing staff time to analyze data relating to students who are foster youth. This analysis will then be shared with site principals who will use the data to coordinate services provided by instructional assistants and expanded learning providers to target support to students. In this example, the LEA would divide the estimated cost of \$165,000 by the amount of LCFF Funding identified in the Total Planned Expenditures Table and then convert the quotient to a percentage. This percentage is the Planned Percentage of Improved Services for the action.

Additional Concentration Grant Funding

A description of the plan for how the additional concentration grant add-on funding identified above will be used to increase the number of staff providing direct services to students at schools that have a high concentration (above 55 percent) of foster youth, English learners, and low-income students, as applicable.

An LEA that receives the additional concentration grant add-on described in *EC* Section 42238.02 is required to demonstrate how it is using these funds to increase the number of staff who provide direct services to students at schools with an enrollment of unduplicated students that is greater than 55 percent as compared to the number of staff who provide direct services to students at schools with an enrollment of unduplicated students that is equal to or less than 55 percent. The staff who provide direct services to students must be certificated staff and/or classified staff employed by the LEA; classified staff includes custodial staff.

Provide the following descriptions, as applicable to the LEA:

- An LEA that does not receive a concentration grant or the concentration grant add-on must indicate that a response to this prompt is not applicable.
- Identify the goal and action numbers of the actions in the LCAP that the LEA is implementing to meet the requirement to increase the number of staff who provide direct services to students at schools with an enrollment of unduplicated students that is greater than 55 percent.
- An LEA that does not have comparison schools from which to describe how it is using the concentration grant add-on funds, such as a single-school LEA or an LEA that only has schools with an enrollment of unduplicated students that is greater than 55 percent, must describe how it is using the funds to increase the number of credentialed staff, classified staff, or both, including custodial staff, who provide direct services to students at selected schools and the criteria used to determine which schools require additional staffing support.
- In the event that an additional concentration grant add-on is not sufficient to increase staff providing direct services to students at a school with an enrollment of unduplicated students that is greater than 55 percent, the LEA must describe how it is using the funds to retain staff providing direct services to students at a school with an enrollment of unduplicated students that is greater than 55 percent.

Complete the table as follows:

- Provide the staff-to-student ratio of classified staff providing direct services to students with a concentration of unduplicated students that is 55 percent or less and the staff-to-student ratio of classified staff providing direct services to students at schools with a concentration of unduplicated students that is greater than 55 percent, as applicable to the LEA.
 - The LEA may group its schools by grade span (Elementary, Middle/Junior High, and High Schools), as applicable to the LEA.

- The staff-to-student ratio must be based on the number of full-time equivalent (FTE) staff and the number of enrolled students as counted on the first Wednesday in October of each year.
- Provide the staff-to-student ratio of certificated staff providing direct services to students at schools with a concentration of unduplicated students that is 55 percent or less and the staff-to-student ratio of certificated staff providing direct services to students at schools with a concentration of unduplicated students that is greater than 55 percent, as applicable to the LEA.
 - The LEA may group its schools by grade span (Elementary, Middle/Junior High, and High Schools), as applicable to the LEA.
 - The staff-to-student ratio must be based on the number of FTE staff and the number of enrolled students as counted on the first Wednesday in October of each year.

Action Tables

Complete the Total Planned Expenditures Table for each action in the LCAP. The information entered into this table will automatically populate the other Action Tables. Information is only entered into the Total Planned Expenditures Table, the Annual Update Table, the Contributing Actions Annual Update Table, and the LCFF Carryover Table. The word “input” has been added to column headers to aid in identifying the column(s) where information will be entered. Information is not entered on the remaining Action tables.

The following tables are required to be included as part of the LCAP adopted by the local governing board or governing body:

- Table 1: Total Planned Expenditures Table (for the coming LCAP Year)
- Table 2: Contributing Actions Table (for the coming LCAP Year)
- Table 3: Annual Update Table (for the current LCAP Year)
- Table 4: Contributing Actions Annual Update Table (for the current LCAP Year)
- Table 5: LCFF Carryover Table (for the current LCAP Year)

Note: The coming LCAP Year is the year that is being planned for, while the current LCAP year is the current year of implementation. For example, when developing the 2024–25 LCAP, 2024–25 will be the coming LCAP Year and 2023–24 will be the current LCAP Year.

Total Planned Expenditures Table

In the Total Planned Expenditures Table, input the following information for each action in the LCAP for that applicable LCAP year:

- **LCAP Year:** Identify the applicable LCAP Year.
- **1. Projected LCFF Base Grant:** Provide the total amount estimated LCFF entitlement for the coming school year, excluding the supplemental and concentration grants and the add-ons for the Targeted Instructional Improvement Block Grant program, the former Home-to-School Transportation program, and the Small School District Transportation program, pursuant to 5 CCR Section 15496(a)(8).

Note that the LCFF Base Grant for purposes of the LCAP also includes the Necessary Small Schools and Economic Recovery Target allowances for school districts, and County Operations Grant for COEs.

See *EC* sections 2574 (for COEs) and 42238.02 (for school districts and charter schools), as applicable, for LCFF entitlement calculations.

- **2. Projected LCFF Supplemental and/or Concentration Grants:** Provide the total amount of LCFF supplemental and concentration grants estimated on the basis of the number and concentration of unduplicated students for the coming school year.
- **3. Projected Percentage to Increase or Improve Services for the Coming School Year:** This percentage will not be entered; it is calculated based on the Projected LCFF Base Grant and the Projected LCFF Supplemental and/or Concentration Grants, pursuant to 5 CCR Section 15496(a)(8). This is the percentage by which services for unduplicated pupils must be increased or improved as compared to the services provided to all students in the coming LCAP year.
- **LCFF Carryover — Percentage:** Specify the LCFF Carryover — Percentage identified in the LCFF Carryover Table from the prior LCAP year. If a carryover percentage is not identified in the LCFF Carryover Table, specify a percentage of zero (0.00%).
- **Total Percentage to Increase or Improve Services for the Coming School Year:** This percentage will not be entered; it is calculated based on the Projected Percentage to Increase or Improve Services for the Coming School Year and the LCFF Carryover — Percentage. ***This is the percentage by which the LEA must increase or improve services for unduplicated pupils as compared to the services provided to all students in the coming LCAP year.***
- **Goal #:** Enter the LCAP Goal number for the action.
- **Action #:** Enter the action's number as indicated in the LCAP Goal.
- **Action Title:** Provide a title of the action.
- **Student Group(s):** Indicate the student group or groups who will be the primary beneficiary of the action by entering "All," or by entering a specific student group or groups.
- **Contributing to Increased or Improved Services?:** Type "Yes" if the action **is** included as contributing to meeting the increased or improved services requirement; OR, type "No" if the action is **not** included as contributing to meeting the increased or improved services requirement.
- If "Yes" is entered into the Contributing column, then complete the following columns:
 - **Scope:** The scope of an action may be LEA-wide (i.e., districtwide, countywide, or charterwide), schoolwide, or limited. An action that is LEA-wide in scope upgrades the entire educational program of the LEA. An action that is schoolwide in scope upgrades the entire educational program of a single school. An action that is limited in its scope is an action that serves only one or more unduplicated student groups.

- **Unduplicated Student Group(s):** Regardless of scope, contributing actions serve one or more unduplicated student groups. Indicate one or more unduplicated student groups for whom services are being increased or improved as compared to what all students receive.
- **Location:** Identify the location where the action will be provided. If the action is provided to all schools within the LEA, the LEA must indicate “All Schools.” If the action is provided to specific schools within the LEA or specific grade spans only, the LEA must enter “Specific Schools” or “Specific Grade Spans.” Identify the individual school or a subset of schools or grade spans (e.g., all high schools or grades transitional kindergarten through grade five), as appropriate.
- **Time Span:** Enter “ongoing” if the action will be implemented for an indeterminate period of time. Otherwise, indicate the span of time for which the action will be implemented. For example, an LEA might enter “1 Year,” or “2 Years,” or “6 Months.”
- **Total Personnel:** Enter the total amount of personnel expenditures utilized to implement this action.
- **Total Non-Personnel:** This amount will be automatically calculated based on information provided in the Total Personnel column and the Total Funds column.
- **LCFF Funds:** Enter the total amount of LCFF funds utilized to implement this action, if any. LCFF funds include all funds that make up an LEA’s total LCFF target (i.e., base grant, grade span adjustment, supplemental grant, concentration grant, Targeted Instructional Improvement Block Grant, and Home-To-School Transportation).
 - **Note:** For an action to contribute towards meeting the increased or improved services requirement, it must include some measure of LCFF funding. The action may also include funding from other sources, however the extent to which an action contributes to meeting the increased or improved services requirement is based on the LCFF funding being used to implement the action.
- **Other State Funds:** Enter the total amount of Other State Funds utilized to implement this action, if any.
 - **Note:** Equity Multiplier funds must be included in the “Other State Funds” category, not in the “LCFF Funds” category. As a reminder, Equity Multiplier funds must be used to supplement, not supplant, funding provided to Equity Multiplier schoolsites for purposes of the LCFF, the ELO-P, the LCRS, and/or the CCSPP. This means that Equity Multiplier funds must not be used to replace funding that an Equity Multiplier schoolsite would otherwise receive to implement LEA-wide actions identified in the LEA’s LCAP or that an Equity Multiplier schoolsite would otherwise receive to implement provisions of the ELO-P, the LCRS, and/or the CCSPP.
- **Local Funds:** Enter the total amount of Local Funds utilized to implement this action, if any.
- **Federal Funds:** Enter the total amount of Federal Funds utilized to implement this action, if any.
- **Total Funds:** This amount is automatically calculated based on amounts entered in the previous four columns.
- **Planned Percentage of Improved Services:** For any action identified as contributing, being provided on a Limited basis to unduplicated students, and that does not have funding associated with the action, enter the planned quality improvement anticipated for the action as

a percentage rounded to the nearest hundredth (0.00%). A limited action is an action that only serves foster youth, English learners, and/or low-income students.

- As noted in the instructions for the Increased or Improved Services section, when identifying a Planned Percentage of Improved Services, the LEA must describe the methodology that it used to determine the contribution of the action towards the proportional percentage. The percentage of improved services for an action corresponds to the amount of LCFF funding that the LEA estimates it would expend to implement the action if it were funded.

For example, an LEA determines that there is a need to analyze data to ensure that instructional aides and expanded learning providers know what targeted supports to provide to students who are foster youth. The LEA could implement this action by hiring additional staff to collect and analyze data and to coordinate supports for students, which, based on the LEA’s current pay scale, the LEA estimates would cost \$165,000. Instead, the LEA chooses to utilize a portion of existing staff time to analyze data relating to students who are foster youth. This analysis will then be shared with site principals who will use the data to coordinate services provided by instructional assistants and expanded learning providers to target support to students. In this example, the LEA would divide the estimated cost of \$165,000 by the amount of LCFF Funding identified in the Data Entry Table and then convert the quotient to a percentage. This percentage is the Planned Percentage of Improved Services for the action.

Contributing Actions Table

As noted above, information will not be entered in the Contributing Actions Table; however, the ‘Contributing to Increased or Improved Services?’ column will need to be checked to ensure that only actions with a “Yes” are displaying. If actions with a “No” are displayed or if actions that are contributing are not displaying in the column, use the drop-down menu in the column header to filter only the “Yes” responses.

Annual Update Table

In the Annual Update Table, provide the following information for each action in the LCAP for the relevant LCAP year:

- **Estimated Actual Expenditures:** Enter the total estimated actual expenditures to implement this action, if any.

Contributing Actions Annual Update Table

In the Contributing Actions Annual Update Table, check the ‘Contributing to Increased or Improved Services?’ column to ensure that only actions with a “Yes” are displaying. If actions with a “No” are displayed or if actions that are contributing are not displaying in the column, use the drop-down menu in the column header to filter only the “Yes” responses. Provide the following information for each contributing action in the LCAP for the relevant LCAP year:

- **6. Estimated Actual LCFF Supplemental and/or Concentration Grants:** Provide the total amount of LCFF supplemental and concentration grants estimated based on the number and concentration of unduplicated students in the current school year.
- **Estimated Actual Expenditures for Contributing Actions:** Enter the total estimated actual expenditure of LCFF funds used to implement this action, if any.

- **Estimated Actual Percentage of Improved Services:** For any action identified as contributing, being provided on a Limited basis only to unduplicated students, and that does not have funding associated with the action, enter the total estimated actual quality improvement anticipated for the action as a percentage rounded to the nearest hundredth (0.00%).
 - Building on the example provided above for calculating the Planned Percentage of Improved Services, the LEA in the example implements the action. As part of the annual update process, the LEA reviews implementation and student outcome data and determines that the action was implemented with fidelity and that outcomes for foster youth students improved. The LEA reviews the original estimated cost for the action and determines that had it hired additional staff to collect and analyze data and to coordinate supports for students that estimated actual cost would have been \$169,500 due to a cost of living adjustment. The LEA would divide the estimated actual cost of \$169,500 by the amount of LCFF Funding identified in the Data Entry Table and then convert the quotient to a percentage. This percentage is the Estimated Actual Percentage of Improved Services for the action.

LCFF Carryover Table

- **9. Estimated Actual LCFF Base Grant:** Provide the total amount of estimated LCFF Target Entitlement for the current school year, excluding the supplemental and concentration grants and the add-ons for the Targeted Instructional Improvement Block Grant program, the former Home-to-School Transportation program, and the Small School District Transportation program, pursuant to 5 CCR Section 15496(a)(8). Note that the LCFF Base Grant for purposes of the LCAP also includes the Necessary Small Schools and Economic Recovery Target allowances for school districts, and County Operations Grant for COEs. See *EC* sections 2574 (for COEs) and 42238.02 (for school districts and charter schools), as applicable, for LCFF entitlement calculations.
- **10. Total Percentage to Increase or Improve Services for the Current School Year:** This percentage will not be entered. The percentage is calculated based on the amounts of the Estimated Actual LCFF Base Grant (9) and the Estimated Actual LCFF Supplemental and/or Concentration Grants (6), pursuant to 5 CCR Section 15496(a)(8), plus the LCFF Carryover – Percentage from the prior year. This is the percentage by which services for unduplicated pupils must be increased or improved as compared to the services provided to all students in the current LCAP year.

Calculations in the Action Tables

To reduce the duplication of effort of LEAs, the Action Tables include functionality such as pre-population of fields and cells based on the information provided in the Data Entry Table, the Annual Update Summary Table, and the Contributing Actions Table. For transparency, the functionality and calculations used are provided below.

Contributing Actions Table

- **4. Total Planned Contributing Expenditures (LCFF Funds)**
 - This amount is the total of the Planned Expenditures for Contributing Actions (LCFF Funds) column.
- **5. Total Planned Percentage of Improved Services**
 - This percentage is the total of the Planned Percentage of Improved Services column.
- **Planned Percentage to Increase or Improve Services for the coming school year (4 divided by 1, plus 5)**

- This percentage is calculated by dividing the Total Planned Contributing Expenditures (4) by the Projected LCFF Base Grant (1), converting the quotient to a percentage, and adding it to the Total Planned Percentage of Improved Services (5).

Contributing Actions Annual Update Table

Pursuant to *EC* Section 42238.07(c)(2), if the Total Planned Contributing Expenditures (4) is less than the Estimated Actual LCFF Supplemental and Concentration Grants (6), the LEA is required to calculate the difference between the Total Planned Percentage of Improved Services (5) and the Total Estimated Actual Percentage of Improved Services (7). If the Total Planned Contributing Expenditures (4) is equal to or greater than the Estimated Actual LCFF Supplemental and Concentration Grants (6), the Difference Between Planned and Estimated Actual Percentage of Improved Services will display “Not Required.”

- **6. Estimated Actual LCFF Supplemental and Concentration Grants**

- This is the total amount of LCFF supplemental and concentration grants the LEA estimates it will actually receive based on of the number and concentration of unduplicated students in the current school year.

- **4. Total Planned Contributing Expenditures (LCFF Funds)**

- This amount is the total of the Last Year's Planned Expenditures for Contributing Actions (LCFF Funds).

- **7. Total Estimated Actual Expenditures for Contributing Actions**

- This amount is the total of the Estimated Actual Expenditures for Contributing Actions (LCFF Funds).

- **Difference Between Planned and Estimated Actual Expenditures for Contributing Actions (Subtract 7 from 4)**

- This amount is the Total Estimated Actual Expenditures for Contributing Actions (7) subtracted from the Total Planned Contributing Expenditures (4).

- **5. Total Planned Percentage of Improved Services (%)**

- This amount is the total of the Planned Percentage of Improved Services column.

- **8. Total Estimated Actual Percentage of Improved Services (%)**

- This amount is the total of the Estimated Actual Percentage of Improved Services column.

- **Difference Between Planned and Estimated Actual Percentage of Improved Services (Subtract 5 from 8)**

- This amount is the Total Planned Percentage of Improved Services (5) subtracted from the Total Estimated Actual Percentage of Improved Services (8).

LCFF Carryover Table

- **10. Total Percentage to Increase or Improve Services for the Current School Year (6 divided by 9 plus Carryover %)**

- This percentage is the Estimated Actual LCFF Supplemental and/or Concentration Grants (6) divided by the Estimated Actual LCFF Base Grant (9) plus the LCFF Carryover – Percentage from the prior year.
- **11. Estimated Actual Percentage of Increased or Improved Services (7 divided by 9, plus 8)**
 - This percentage is the Total Estimated Actual Expenditures for Contributing Actions (7) divided by the LCFF Funding (9), then converting the quotient to a percentage and adding the Total Estimated Actual Percentage of Improved Services (8).
- **12. LCFF Carryover — Dollar Amount LCFF Carryover (Subtract 11 from 10 and multiply by 9)**
 - If the Estimated Actual Percentage of Increased or Improved Services (11) is less than the Estimated Actual Percentage to Increase or Improve Services (10), the LEA is required to carry over LCFF funds.

The amount of LCFF funds is calculated by subtracting the Estimated Actual Percentage to Increase or Improve Services (11) from the Estimated Actual Percentage of Increased or Improved Services (10) and then multiplying by the Estimated Actual LCFF Base Grant (9). This amount is the amount of LCFF funds that is required to be carried over to the coming year.
- **13. LCFF Carryover — Percentage (12 divided by 9)**
 - This percentage is the unmet portion of the Percentage to Increase or Improve Services that the LEA must carry over into the coming LCAP year. The percentage is calculated by dividing the LCFF Carryover (12) by the LCFF Funding (9).

California Department of Education
November 2023